



VitalAxion^{MC}TM

Pur Bien-Être • Pure Well-Being

Manuel d'instructions • Instruction Manual



VitalBody



VitalZapper

Instructions includes
Instructions included

REVITALIZE YOUR BODY

WITH

The multifunction *3-in-1 VitalBaby*

- Ionizing and detoxifying footbath (Instruction p.29 to 34)
- Antiparasitic Zapper (Instruction p.41 to 46)
- Far infrared heating belt (Instruction p.49 to 50)

AND

The stand-alone *VitalZapper*

- Multifrequency antiparasitic generator Zapper
- Read mainly pages 15-16 and 35 to 46

AN EFFECTIVE, GENTLE, NON-INVASIVE, AND NON-MEDICAL HOLISTIC TECHNOLOGY PRODUCING BENEFICIAL PHYSIOLOGICAL EFFECTS.

© COPYRIGHT 2021. 8363960 CANADA INC. (VITALAXION) ALL RIGHTS RESERVED. NO PART OF THIS PUBLICATION MAY BE REPRODUCED, TRANSCRIBED, TRANSMITTED, MODIFIED, OR TRANSLATED INTO ANOTHER LANGUAGE WITHOUT WRITTEN PERMISSION FROM VITALAXION.

TABLE OF CONTENTS

USER NOTICE.....	6
WELCOME NOTE.....	6
WHO ARE WE?	7
IMPORTANT DEFINITIONS.....	8
<i>Negative ion/Anion/Negatively charged particle</i>	<i>8</i>
<i>Metabolism.....</i>	<i>8</i>
<i>Free radicals/Oxidative stress</i>	<i>8</i>
<i>PH/Hydrogen potential.....</i>	<i>9</i>
<i>Toxic acidosis/Systemic acid-base disorder.....</i>	<i>9</i>
<i>Lymphatic system/Interstitial fluid.....</i>	<i>10</i>
<i>Detoxify.....</i>	<i>10</i>
<i>Pathogenic parasite</i>	<i>10</i>
INJURIOUS ELEMENTS TO HEALTH.....	11
<i>Endogenous and exogenous toxins</i>	<i>11</i>
<i>Dehydration.....</i>	<i>11</i>
<i>Electromagnetic pollution.....</i>	<i>12</i>
<i>The living environment</i>	<i>12</i>
<i>Emotions and thoughts.....</i>	<i>12</i>
WHY CLEANSE THE BODY?	13
<i>Effects of unhealthy biological terrain</i>	<i>14</i>
<u>OUR VITALZAPPER DEVICE.....</u>	15
<i>Technical advantages of the VitalZapper.....</i>	<i>15</i>
<i>Types of equipment included in the VitalZapper set</i>	<i>16</i>
<i>Connections and functions of the VitalZapper.....</i>	<i>16</i>
<u>OUR 3-IN-1 VITALBODY DEVICE.....</u>	17
<i>Technical advantages of the VitalBody.....</i>	<i>17</i>
<i>Energy characteristics of the VitalBody</i>	<i>19</i>
<i>Types of equipment included in the Vitalbody set</i>	<i>19</i>
<i>Connections and functions of the VitalBody.....</i>	<i>20</i>

<u>ABOUT THE IONIZING FOOTBATH</u>	21
General effects of negative ions.....	21
Benefits observed when using ionizing bath	23
Principle of operation	23
Explanation of water colors.....	25
Relevant tests and analyses.....	27
Contraindications.....	28
Important notes	28
<u>HOW TO USE THE FOOTBATH?</u>	29
A. WATER BASIN SET UP.....	29
B. ACCESSORIES SET UP.....	29
C. SALIVARY PH ASSESSMENT.....	29
D. IONIZING BATH OPERATION	30
E. IONIZING BATH TROUBLESHOOTING	31
F. END OF SESSION.....	32
G. IONIZERS MAINTENANCE	32
H. IONIZING BATH USAGE PROTOCOL.....	33
<u>ABOUT THE ANTIPARASITIC ZAPPER</u>	35
General effects of Zapper frequencies.....	35
Benefits observed when using the Zapper	36
Principle of operation	36
Benefits of copper	39
Contraindications.....	40
Important notes	40
<u>HOW TO USE THE ZAPPER?</u>	41
A. COPPER RODS SET UP.....	41
B. 3-IN-1 VITALBODY ZAPPER OPERATING	42
C. 3-IN-1 VITALBODY ZAPPER TROUBLESHOOTING.....	42
D. STAND-ALONE VITALZAPPER OPERATING.....	43
E. STAND-ALONE VITALZAPPER TROUBLESHOOTING.....	44
F. END OF SESSION.....	44
G. COPPER RODS MAINTENANCE	44
H. ZAPPER USAGE PROTOCOL.....	44

<u>ABOUT THE HEATING BELT</u>	47
<i>General effects of far infrared</i>	47
<i>Technical advantages of the belt</i>	47
<i>Principle of operation</i>	48
<i>Important notes</i>	49
<u>HOW TO USE THE BELT?</u>	49
A. BELT SET UP	49
B. OPERATING THE BELT	49
C. BELT TROUBLESHOOTING	50
D. END OF SESSION	50
FREQUENTLY ASKED QUESTIONS	51
SIDE EFFECTS	53
SCIENTIFIC REFERENCES	54
TESTIMONIALS	59
WHERE TO HAVE A SESSION?	59
PROMOTIONAL DISCOUNTS	59
HOW TO BECOME A REPRESENTATIVE?	60
SERVICES AND WARRANTIES	61
KITS AND ACCESSORIES	62

USERS NOTICE

THE FOLLOWING TECHNOLOGY PRODUCTS ARE NOT INTENDED TO DIAGNOSE, TREAT, OR CURE ANY DISEASES. THE SUGGESTED TOOLS ARE ONLY MEANT TO FACILITATE THE RETURN OF THE BODY'S NATURAL FUNCTIONS AND ITS BIOENERGY BALANCE TO IMPROVE YOUR GENERAL WELL-BEING. WE RECOMMEND THAT YOU ALWAYS CONSULT WITH A HEALTHCARE PROFESSIONAL BEFORE INCLUDING ANY ALTERNATIVE APPROACH IN YOUR DAILY LIFE OR CHANGING YOUR MEDICAL PRESCRIPTIONS.

WE HAVE COLLECTED THE FOLLOWING GENERAL PUBLIC INFORMATION FOR REFERENCE WITH THE SOLE PURPOSE OF PROVIDING YOU WITH ADDITIONAL KNOWLEDGE. PLEASE USE DISCERNMENT AND VALIDATE FOR YOURSELF THE EFFECTS OF THESE ALTERNATIVES, WHICH ARE NON-MEDICAL HOLISTIC APPROACHES, THAT HAVE NOT BEEN EVALUATED OR APPROVED BY THE FDA OR HEALTH CANADA. NOTHING CONTAINED HEREIN IS INTENDED TO PROVIDE OR BE A SUBSTITUTE FOR MEDICAL ADVICE.

UNLIKE THE ALLOPATHIC MEDICAL APPROACH THAT TREATS VARIOUS BODY SYMPTOMS WITH THE HELP OF MEDICATION, WE OFFER A GLOBAL CLEANUP OF THE BIOLOGICAL SYSTEM. THIS CLEANSING RESULTS IN THE ELIMINATION OF UNDESIRABLE ACCUMULATIONS THAT DISORGANIZE THE NATURAL METABOLIC BALANCE AND THE GLOBAL HOMEOSTASIS OF THE BODY. WELL-BEING FOR US IS THE MERE ABSENCE OF NUISANCES AND METABOLIC DISTURBANCES LIKE EXCESS CHEMICAL TOXINS, ACID-BASE IMBALANCES, ENERGY BLOCKAGES, AND OVERLOADS OF PATHOGENIC MICROORGANISMS. LIKE ANY LIVING ORGANISM, HEALTH AND VITALITY AT THE CELLULAR LEVEL REQUIRE GOOD OXYGENATION, ADEQUATE NUTRITION, AND SUFFICIENT HYDRATION TO AVOID SOME FUNDAMENTAL DEFICIENCIES.

WELCOME NOTE

Congratulations on this priceless purchase! It represents an important step in achieving a healthy and balanced body. We strongly recommend that you read the instructions for use and the special information contained in this manual. This will allow you to get the most out of your devices and better understand the underlying scientific principles. We make every effort to ensure that our technology and products become essential allies in the achievement of your personal well-being objectives. However, if you are not satisfied, we offer a 30-day satisfaction guarantee.

WHO ARE WE?

My name is Francois Denis, and I am the owner of VITALAXION. I graduated from the University of Sherbrooke with a degree in chemical engineering. I worked for a few years in the pharmaceutical industry before leaving my profession in 2002 to reorient myself towards a field that corresponded better to my core values and my intimate convictions. During this long and difficult transition, I experienced an intense and profound process of personal growth filled with fundamental realizations and liberating inner transformations. Because of the awakening of my will, I am now able to be faithful and true to myself to work for the greater good with kindness and altruism in the execution of my passions, which serves collective evolution.

Founded in 2008 under the name ECODETOX and renamed VITALAXION in 2023, our young and dynamic company aims to help truth-seekers find affordable and effective technological solutions for achieving physical, moral, and energetic well-being. Our mission also includes an educational component aimed at supporting our users in restoring healthy lifestyle habits for better synergistic harmony between body, soul, and spirit. It is generally difficult and sometimes exhaustive to track down the right resources and the best alternative solutions to achieve this, which is why we wish to satisfy your expectations with our unique technological packages, our warm customer support, and our team of lovely people as well as our deep human values.

VITALAXION designs, develops, and manufactures its Canadian devices in Quebec. We offer innovative, alternative, and holistic technological products that improve well-being and the environment. The devices that we produce are unique, effective, accessible, affordable, safe, easy to use, painless, non-addictive, and non-invasive.

OUR ENGAGEMENTS



IMPORTANT DEFINITIONS

Negative Ion /Anion/Negatively charged particle:

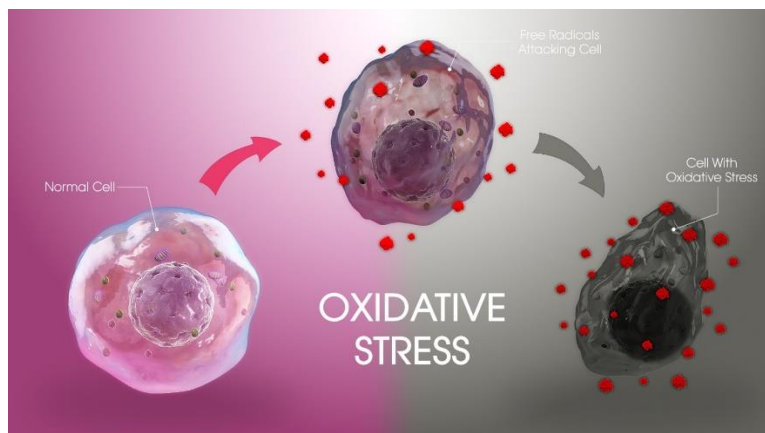


An anion or negative ion is an atom or molecule that, having one or more excess electrons, carries a negative electrical charge. Microscopic in nature, these fine electrically charged particles energize and soothe us while the positive ions stress and exhaust us. Negative ions are suspended in the air and enter our bodies mainly through the lungs, but also through the skin through reflex zones or acupuncture points. These beneficial particles, carriers of free electrons, act as antioxidants and nourish the fundamental bioelectrical patterns of the entire organism while supporting its cellular and metabolic vitality.

Metabolism:

Metabolism is the set of chemical reactions that take place within a living being. They allow it to stay alive, reproduce, develop, and respond to the stimuli of its environment. Some of these biological mechanisms take place outside of cells, but most occur within them. In other words, it is a set of complex and incessant processes of transformation of matter and energy generally taking place in the heart of the cells themselves.

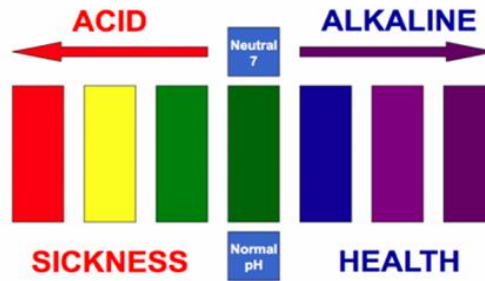
Free radicals/Oxidative stress:



In biology, free radicals are molecules that are unstable and unbalanced by the loss of an electron. They are aggressive invaders, capable of peroxidizing the unsaturated lipids that make up the cells'

membrane structures, which can cause their premature death. The replacement of dead cells by apoptosis forces the organism to activate its stem cells, which increases the risk of cancerization and contributes to accelerating the aging of the organism. Oxidative stress becomes a pathological condition when the protection system is overwhelmed by free radicals. The latter then seeks to restore its balance and neutrality by extracting an electron from another molecule which will, in turn, be electrically altered. A single free radical can destroy an enzyme, a protein, or a DNA base up to an entire cell, causing a devastating chain reaction.

PH/Hydrogen potential:

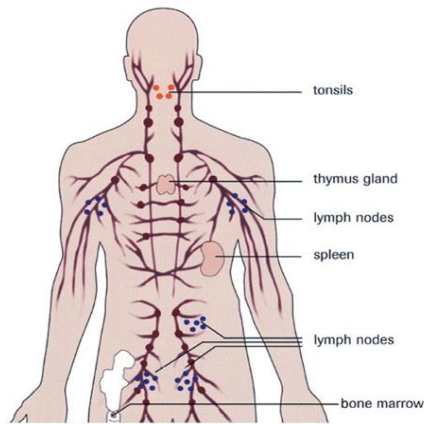


Hydrogen potential (PH) is a measure of the chemical activity of hydrogen ions (H⁺) used to determine the acidity or alkalinity of a water-based solution. Thus, in an aqueous medium at 25°C, a solution with a PH = 7 is said to be neutral, a solution with a PH below 7 is said to be acidic, and a solution with a PH above 7 is said to be basic or alkaline. The body's normal PH should be between 7.0 and 7.5 for its systems to function properly. Nowadays, an acidic PH is frequently observed in the body.

Toxic acidosis/Systemic acidity acid-base disorder:

Toxic acidosis is a disorder of the acid-base balance, designating a pathological state due to the presence of systemic acidity in the body. Normally, the body can maintain its acid-base balance using its regulatory systems and internal buffering mechanisms. Thus, the kidneys evacuate the fixed acids responsible for kidney stones. The lungs take care of the volatile sulfuric acids causing bad breath, and the skin rejects the excess acidity of the lymphatic fluids by the sweat glands causing strong odors of perspiration or many skin diseases. If these elimination processes are not sufficient, chemical neutralization then takes care of the residual acidity by sacrificing some essential alkaline minerals such as calcium, magnesium, and potassium, which, in the long run, demineralizes the nails, teeth, hair, and even bones. Unfortunately, conventional medical science is still slow to take this into account when making a diagnosis. Similarly, the acid-base balance is an important factor to consider to avoid the degradation of various other environments such as a swimming pool, an aquarium, agricultural soil, etc.

Lymphatic system/Interstitial fluid:



A passage of plasma and white blood cells occurs at the capillary level, which forms the interstitial liquid, also called lymphatic. The cells bathe there directly, drawing nutrients from it and rejecting their waste products before returning to the blood through the lymphatic vessels. Lymph plays a key role in the immune system, thanks to the many lymph nodes that retain and eliminate pathogens. Unlike the blood network, the lymphatic system does not have a single organ acting as a pump like the heart. Its circulation results from the combination of bodily movements and deep breaths moving the central diaphragm. Indeed, if physical activity intensifies, the lymph will circulate 10 to 30 times faster in the body, which is very beneficial for general health. In addition, the lymphatic system drains excess fluid from the tissues, participates in detoxifying the body, contributes to the circulation of nutrients, and allows the circulation of white blood cells in the process of activating a specific immune response.

Detoxify:

This term defines the process by which an organism flushes out or inactivates harmful toxic substances. At the physiological level, it is simply the act of removing by filtration or deactivating by chemical reaction the toxins contained in the body. In naturopathy, the different evacuation routes of the body, such as the skin, the kidneys, the lungs, the intestines, or the vagina in women are called emunctories. These are the pathways the body uses to eliminate excess toxins. Not to be confused with detoxification which is related to addiction to sugar, alcohol, tobacco, gambling, drugs, etc.

Pathogenic parasite:

A parasite is generally a small organism living inside or on the surface of a larger host organism at its expense, but often without killing it; like human beings towards the planet. A parasite is pathogenic or harmful if it is capable of causing disease, overall imbalance, or death of the host organism. Some parasites are beneficial by cooperating with the organism they invade, which establishes an exchange of good services, as with probiotics.

INJURIOUS ELEMENTS TO HEALTH



Nowadays, bodily sanitation is a must to minimize the destructive effects of an unhealthy lifestyle. Poor hygiene harms the overall vitality and fragile metabolic balance of cells, organs, and body systems and is prone to developing various health disorders. It is, therefore, crucial to better understand the influence of the factors below to avoid soiling the biological system with undesirable accumulations.

Endogenous and exogenous toxins:

Humans can accumulate endogenous toxins produced internally in stressful situations or following physical exertion. Exogenous toxins, on the other hand, come from external sources such as air, water, food, personal hygiene products, etc. To better understand the impacts of this phenomenon, I strongly recommend the documentary Homo Toxicus. **When cellular vitality sags, problems tend to surface.** Indeed, the body's capacities for elimination, defense, and adaptation become insufficient in the face of the devastating effects of toxins. Over time, these generalized overloads provide a favorable environment for the proliferation of parasitic pathogens, fungi, and yeasts. This causes a disruption of the precious immune defenses and general exhaustion.

Dehydration:

It is essential to provide the body with a large quantity of pure and fresh water daily to support its natural elimination mechanisms. Thus, it contributes to all of its biological functions. However, the assimilation of the water you consume by deeper tissues can be compromised by an overly acidified and overloaded metabolic state, weakening the capacity for osmotic absorption at a cellular level. We will see how negative ion supplementation can help this situation in this manual. For more information on the importance of good hydration, I suggest the book "Your Body Needs Water" written by Dr. Fereydoon Batmanghelidj, and published by Jouvence.

Electromagnetic pollution:



Environmental electromagnetic smog is invisible, damaging, and very harmful to human beings. Even though this pollution is very lightly regulated and rarely publicized, a multitude of independent studies criticizes it. The body itself is a complex system of biochemical reactions, electrical impulses, and magnetic fields, vulnerable to outside influences of this kind. Unfortunately, in our immediate environment, the sources of electromagnetic pollution are many and increasingly powerful. The most important ones are electrical distribution networks, radio waves, telephone relay antennas (3G, 4G, 5G), mobile phones (GSM), cordless phones (DECT), wireless networks (Wlan, Wi-Fi, and WiMax), Bluetooth, so-called "smart electricity" meters, and more. This vicious and ubiquitous type of wave pollution produces the effect of permanent and cumulative oxidative stress capable of quickly depleting our precious stocks of glutathione and antioxidants necessary for proper body function.

The living environment:

The harmful impacts of a home or a workplace on the well-being of the people who stay there are numerous and can be the source of many ailments, discomforts, and diseases. Construction materials, manufacturing methods, indoor air quality, sources of electromagnetic pollution present, as well as the geobiology of the place and the environment will have to be reviewed considerably in the near future.

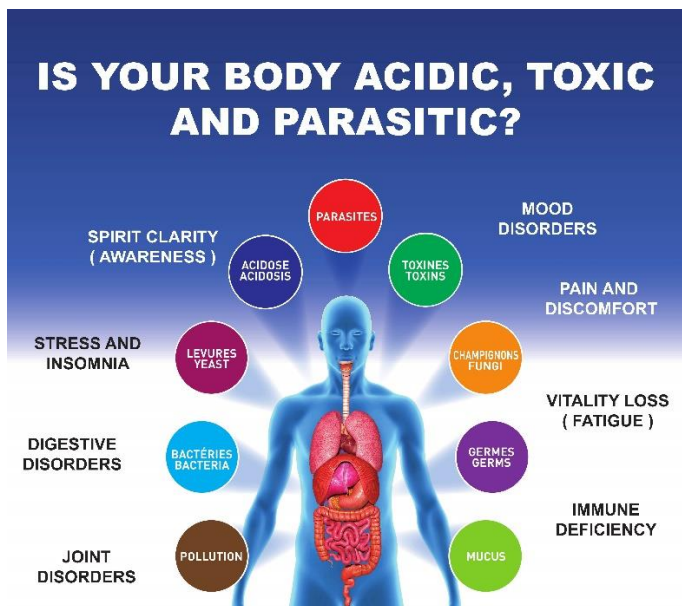
Emotions and thoughts:

This more subtle factor can have an impact on the main energy networks that maintain and support the biological balance of humans. If poorly controlled, these behavioral stressors are registered as blockages in the subtle bodies and memories in the body's cells. They are capable of easily causing simple pain and even complex illnesses. Dr. Hamer's new medicine has highlighted the mechanism of serious conflict shock, which manifests itself simultaneously at the psychic, cerebral, and organic levels. This mechanism underlies the development of diseases and cancers. In other words, any symptomatic imbalance would be the physical manifestation of an energetic disharmony generated by trauma.

WHY CLEANSE THE BODY?



Acidity, toxins, calcareous sedimentation, stones, worms, and pathogenic parasites lodge in the body and can damage or exhaust it, resulting in unpleasant symptoms and significant dysfunctions. Some experts estimate that more than 80% of the human population suffers from various symptoms related to the excessive presence of pathogenic microorganisms. An aggressive and invasive parasite population always feeds off the human body. It thus loses the benefits of its nutrients, weakens, is deficient, and bruises until its general health state is greatly affected. In addition, with a diet overloaded with sugars and carbohydrates, the body accumulates mucus which is a fertile ground in which bacteria and parasites feed and multiply.



The body doesn't need:

- ✓ **Hostile parasites:** Worms, protozoa, yeasts, fungi, mycosis, candida, and bacteria.
- ✓ **Pollutants:** Chemical toxins, cellular debris, electromagnetic waves, behavioral stressors, and heavy metals.
- ✓ **Metabolic acidity:** Acidifying stress and free radicals.
- ✓ **Metabolic weaknesses:** Intestinal flora with an impoverished microbiota, an unhealthy and deficient diet, compromised immune defenses, a lack of oxygen, and dehydration.

Through poor digestion of meat in the stomach, some parasites migrate to the intestines and proliferate there before possibly progressing to the rest of the body. There are common signs associated with such a parasitic invasion, including; diarrhea, bloating, abdominal pain, flatulence,

vomiting, sleep disturbances, and insatiable sugar cravings. Some products are potentially effective in combating a multitude of unwanted parasites lodged in the intestines. These include grapefruit seed extract, black walnut, mugwort or artemisia, clove, oregano oil, garlic, thyme, papaya seed, and pharmaceutical Ivermectin. Don't forget to also add good bacteria or probiotics to the program to encourage healthy gut flora. Prevention is always the best initiative because a strong immune system is the best line of defense against attackers.

Effects of unhealthy biological terrain:

- ✓ Damages, weakness, and stresses the whole body;
- ✓ Depletes bioelectric energy reserves;
- ✓ Promotes the appearance of dangerous free radicals;
- ✓ Contributes to an acid-base imbalance;
- ✓ Overloads and damages the emunctories or filtering organs;
- ✓ Slows down metabolism and cellular functions;
- ✓ Decreases the effectiveness of immune defenses;
- ✓ Disturbs the microcirculation of lymphatic and blood fluids;
- ✓ Accelerates cellular degeneration and premature aging;
- ✓ Promotes disease and general dysfunctions;
- ✓ Encourages the proliferation of harmful microorganisms.



Consult the following sections to discover the two innovative devices manufactured by VITALAXION, namely the versatile **3-in-1 VitalBody** and the stand-alone **VitalZapper**. They are capable of effectively and globally cleansing the biological system through the bioelectric vitalization of cells, organs, and body systems.



OUR VITALZAPPER DEVICE



LIKE THOUSANDS OF OUR SATISFIED USERS

TRY OUR POWERFUL MULTI-FREQUENCY ANTIPARASITIC CONTROL GENERATOR
EXPERIENCE THE SOOTHING SENSATION OF A HEALTHY AND BALANCED BODY
IMPROVE YOUR OVERALL WELL-BEING WITHOUT COLLATERAL DAMAGE

ENERGIZE AND RESTORE YOUR INNATE IMMUNE DEFENSES

ELIMINATE EXCESSIVE HARMFUL PARASITES AND HOSTILE MICROORGANISMS
REDUCE YOUR SUGAR CRAVINGS AND YOUR CHRONIC INFLAMMATION
TREAT YOUR BIOLOGICAL SYSTEM WITH GENTLENESS AND RESPECT

Technical advantages of the VitalZapper:

- ✓ Innovative Canadian design, handmade with passion;
- ✓ 30-day satisfaction/2-year repair warranty;
- ✓ Quick start guide, user manual;
- ✓ Convenient, light, compact, mobile, safe, and easy to use;
- ✓ CE-certified universal power supply (110V/220V);
- ✓ Compact and portable multi-frequency device (15 Hz, 2,500 Hz, 30,000 Hz);
- ✓ Operates on battery or alternatively on the electrical network;
- ✓ Unique, effective, and antibacterial copper rods.

This antiparasitic multi-frequency generator is specifically intended for those who do not have a 3-in-1 VitalBody set. In addition, this practical, compact, and lightweight device perfectly meets the needs of frequent travelers and users wishing to offer it for monthly rental to their own clientele. This small stand-alone VitalZapper device operates with a 9-volt alkaline battery or alternatively with a mini power supply. This unit is sold separately, in its own case, offering the same features as the integrated ZAPPER technology in the 3-in-1 VitalBody set.

Type of equipment included in the VitalZapper set:

1. A main control unit

- Portable & lightweight device (4,5''x 2,5'' x1,5'');
- Works on 110V/220V main power or self-powered with a 9V internal battery included;
- 30-day satisfaction and 24-month repair warranty included.

2. Conductive copper rods

- A pair of 5'' tubes per 3/4'' included with the wire;
- 12-months warranty included with a CAD \$50 replacement cost.

3. A mini power supply unit

- 9V universal converter that supports any type of current (110V or 220V);
- 24-months warranty included with a CAD \$25 replacement cost.

4. Instruction Manual

- Reference document for your device (English or French).



Connections and functions of the VitalZapper:



1. **Unscrew the cover under the device to access the 9V battery compartment** providing approximately 3 months of autonomy with moderate use.
2. **Selective connections** for the wire connector connecting the copper rods.
3. **The main unit "ON/OFF" switch** with an operating indicator.
4. **9V power supply** automatically cuts off internal battery power when plugged into the mains.

OUR 3-IN-1 VITALBODY DEVICE

1 Ionizing and detoxifying electrolytic footbath

Deacidifies, energizes, and revitalizes all the body's cells.



2 Multifrequency antiparasitic generator | Zapper

Help your immune system kill pathogens.



3 Far infrared heating belt

Locally reduces stiffness and tension.



LIKE THOUSANDS OF OUR SATISFIED USERS

TRY OUR INNOVATIVE AND VERSATILE 3-IN-1 BODY ENERGIZER
IONIZE, DETOXYFY, DEACIDIFY, AND DEPARASITE ACTIVELY
BRING THE BENEFITS OF THE SEASIDE TO YOUR OWN HOME

REACH YOUR FULL WELLNESS POTENTIAL

BOOST YOUR BODILY CELLULAR AND METABOLIC FUNCTIONS
RELIEVE, BALANCE, AND ENERGIZE YOURSELF DEEPLY AND NATURALLY
REVITALIZE YOUR BIOLOGICAL SYSTEM EFFECTIVELY

Technical advantages of the VitalBody:

- ✓ 3 technologies in 1 device;
- ✓ Innovative Canadian design, handmade with passion;
- ✓ 30-day satisfaction/2-year repair warranty;
- ✓ Quick start guide, user manual;
- ✓ Convenient, safe and easy to use;
- ✓ Sleek, compact, portable, and unique design;
- ✓ Quality, durability, reliability, efficiency;
- ✓ Bilingual tactile control "Soft Touch";
- ✓ Self-stabilization of the hydrolysis current between 1 and 3 amps;
- ✓ Filtration of dirty electricity from the electrical network;
- ✓ Intelligent internal processor preventing user errors;
- ✓ Alternation of pre-programmed ionization polarities (+, -);
- ✓ Choice of activation on one side (single) or both sides (double);
- ✓ Designed to emit minimum electromagnetic pollution;



- ✓ UL, FCC, and CE-certified universal power supply unit (240W/24V/10A);
- ✓ Unique, effective, and antibacterial copper rods.

A very interesting advantage for the user of the 3-in-1 VitalBody is the **ease of programming** and the **intelligence of the automatic controls** of the device. For example, audible and luminous warnings are in place in the event of a malfunction of the anti-static bracelet and when the water in the basin needs more sea salt to reach the minimum electrical conduction required. If the limit is exceeded, the intelligent processor will adjust its hydrolysis parameters to avoid excessive current intensity in the basin. This sometimes forces the user to add water or replace it completely. Another important point is the **electrical certification** of the main power supply, which meets the usual market standards.



The 3-in-1 VitalBody device can be activated on one side and thus sold as a single device or on both sides and thus sold as a dual device. The dual device is essential for doing combined sessions with two users at the same time. Converting a single device to a dual device can be done remotely during a phone call. Following the payment of this activation, additional accessories will then be sent to the user. The activation of the second side, the right side, can also be used to replace a defective left side, which is very practical for helping a user quickly and efficiently.

Single device

One functional side



Dual device

Both sides activated



Various markings around the perimeter of the main device identify and locate the connection to accessories. These should be plugged into the default active left side of a single device. For a dual device, it is necessary to choose one of the two sides since the two sides are perfectly identical and operate independently.

Energy characteristics of the VitalBody*:

* Effects not proven or demonstrated by conventional medicine.

- ✓ Facilitates the vibrational elevation and expansion of the user's consciousness;
- ✓ Promotes energy circulation in the meridians;
- ✓ Helps to release repressed emotional charges and limiting thoughts;
- ✓ Clears harmful and disturbing energetic influences;
- ✓ Disables some forms of nanobots and nanotechnology.

Type of equipment included in the VitalBody set:

1. Single or dual main unit

- 30-day satisfaction and 24-month repair warranty included.

2. An instruction manual

- Important reference document for your device.

3. A basic cylindrical ionizer (cartridge)

- 2 internal metal coils in type 302 stainless steel;
- Lasts about **30 to 40 sessions** of 30 minutes each, disposable after expiration;
- Offers a **moderate power** session without the electric sensation. Suitable for beginners with sensitive skin, hand bathers, young children, the elderly, or people with particularly fragile health;
- Minimizes detoxifying side effects and recovery crises;
- Operation guarantees for a minimum of 25 sessions with a replacement cost of CAD \$20.

4. A triangular ionizer (cartridge)

- 4 parallel type 316 stainless steel metal plates;
- Lasts about **30 to 40 sessions** of 30 minutes each, disposable after expiration;
- Offers a **powerful** session with an electric feeling;
- Please note, during a hand bath, an intense but harmless electrical resonance may be felt in the water with this cartridge;
- May cause detoxifying side effects and recovery symptoms;
- Operation guarantee for a minimum of 25 sessions with a replacement cost of CAD \$30.



5. A sealed power supply with included wall cable

- Powerful universal converter 240W/24V/10A UL, FCC, and CE certified;
- Automatically accepts 110V or 220V with overvoltage protection;
- **Green operating light** is indicated by the arrow on the front panel;
- 24-month warranty with a replacement cost of CAD \$95.

6. A far-infrared heating belt

- Shielded internal heating wire to reduce electromagnetic pollution;
- Soft and sturdy leatherette covering approximately 50" long by 5" wide;
- Velcro elastic expander approximately 15" long by 3" wide;
- 12-month warranty with a replacement cost of CAD \$30;
- **2 belts are included** with the dual device.

7. Two conductivity wristbands

- Adjustable wrist or ankle bracelets;
- The second extra wristband is provided for replacement;
- 12-month warranty with a replacement cost of CAD \$10;
- **3 wristbands are included** with the dual device.

8. A pair of copper handles for the Zapper

- Conductive rods 5" long by 3/4";
- 12-month warranty with a replacement cost of CAD \$50;
- **2 pairs are included** with the dual device.

Connections and functions of the VitalBody:



ABOUT THE IONIZING FOOTBATH

1ST FUNCTION OF THE 3-IN-1 VITALBODY

Can be used on its own or with the infrared heating belt

Does not work simultaneously with the Zapper



General effects of negative ions:

Is your body sick with acidifying and toxic metabolic overloads?

Are your cellular functions failing and lacking in bioelectricity?

Do you experience exhaustion and persistent mood disorders?

Are your blood and lymphatic circulation inadequate?

Here is what the ionizing bath can do for you:

REPLENISHES body bioelectricity

RESTORES osmotic permeability

OPTIMIZES cellular functions

EASES fluid microcirculation

REBALANCES metabolic processes

ALKALIZES and DEEP CLEANSSES the body

REDUCES the effects of oxidative stress

OXYGENATES and HYDRATES the tissues

RE-ESTABLISHES vital energy flow

NOURISHES and SOOTHES the nervous system

SLOWS down premature cellular aging

BALANCES mood and state of mind

REGULARIZES the sleep/wake cycle



Nothing through the mouth, everything through the skin

No pills or chemicals

No creams, ointments, or injections



Benefits observed when using the ionizing bath:

Relief from

Stress | Depression | Brain fog
Allergies | Asthma | Bronchitis
Sinusitis | Congestion | Fasciitis
Insomnia | Headaches | Migraines
Acne | Eczema | Psoriasis | Rosacea

Reduced

Inflammatory pain | Joint stiffness
Exhaustion | Muscle weakness | Anxiety
Fibromyalgia | Arthritis | Gout
Edema | Heavy leg syndrome | Osteoporosis
Gastric reflux | Constipation | Diarrhea
Infection | Common cold | Flu

Improved

Energy level | Sleep quality | Immune response
Memory | Concentration | Mood | Digestion

It is important to note that the benefits of this alternative technology are varied, unpredictable, progressive, and cumulative. It is, therefore, necessary to be attentive to the subtle transformations that take place in oneself during and after each session. **The benefits listed above have not been proven or demonstrated by conventional medical science. Instead, they have been observed and compiled using numerous relevant testimonials received from our users.**

**A PROVEN SOLUTION
FOR RENEWED WELL-BEING**

**AN UNHEALTHY BODY
ACCUMULATES THIS:**

- Generalized acidosis
- Oxidative stress | Free radicals
- Chemical pollution
- Heavy metals | Toxins
- Fungi | Yeast
- Parasites | Bacteria
- Excess mucus
- Dehydration | Hypoxia

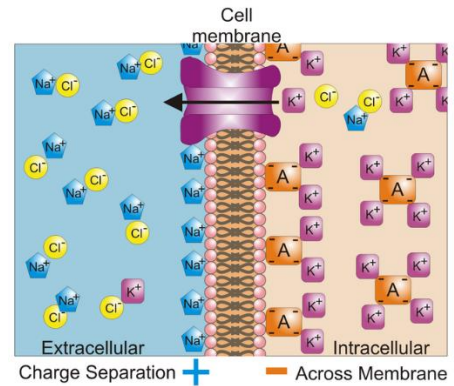
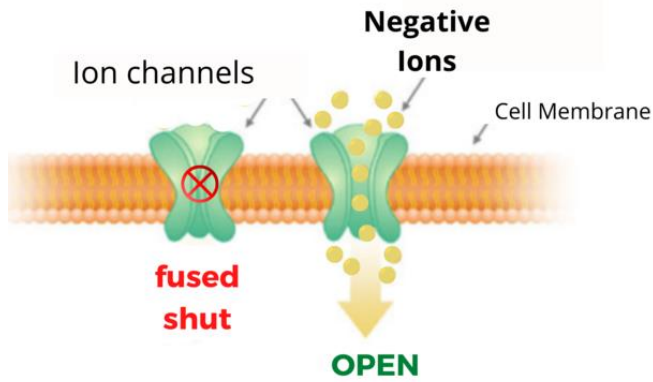
**A HEALTHY BODY
NEEDS TO:**

- Alkalize | Deacidify
- Cleanse | Detoxify
- Energize | Strengthen
- Eliminate | Protect
- Assimilate | Regenerate
- Distribute | Provide
- Hydrate | Oxygenate
- Relieve | Relax

Treat your body right

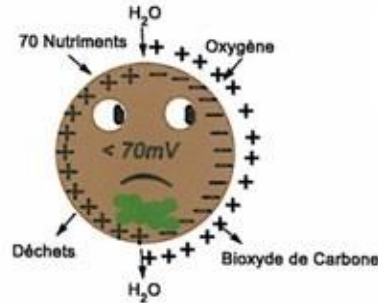
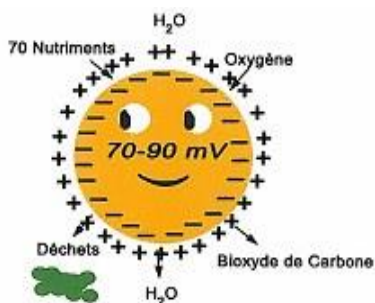
BUY AND TRY
3-in-1 VitalBody
AN ACCESSIBLE HOLISTIC ALTERNATIVE

Principle of operation:



The operation of the ion bath is quite simple. It boils down to supplementing the body with negative ions to feed free electrons to each of the billions of cells that require a regular supply of bioelectricity to live. **This body ionization process restores the bioelectrical balance of the overall metabolism and optimizes osmotic exchanges between the external and internal fluids of the cells.** This type of supplementation improves the permeability of cell membranes by stimulating their surface electrical potential. Thus, the metabolic activities of cells, organs, and all body systems are facilitated. This results in the beneficial clearing of fluids as well as profound stimulation of blood and lymphatic microcirculation, leading to better performance of emunctories like the kidneys, intestines, skin, and lungs.

The electric potential of cell membranes



Cellular death or apoptosis
Less than 15 millivolts



Children and athletes
70 to 90 millivolts (mV)
High metabolism



Sick adults
40 to 70 millivolts (mV)
Slowed down metabolism



Elderly
15 to 40 millivolts (mV)
Faulty metabolism

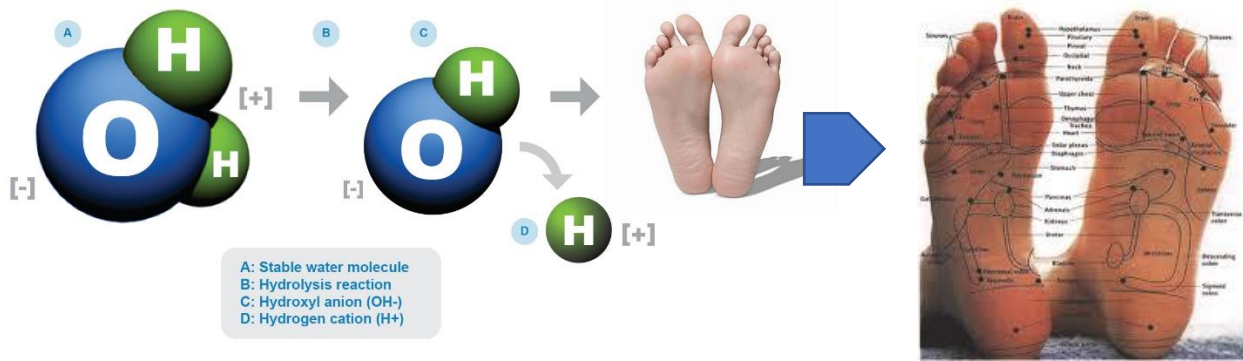
In 2003, two American scientists, Peter Agre and Roderick MacKinnon received the Nobel Prize for the discovery of an ion channel system within cell membranes. This system produces electrical signals capable of sorting passages through cell membranes using membrane proteins or aquaporins. This

understanding of the structure and function of these selective valves, which manage incoming and outgoing through the cell wall, allows us to better understand the principle of osmosis, which allows cells to communicate with their environment. Additionally, the electrical potential measured at the surface of most cells in the body has been shown to range between 15 mV for a dying cell and 90 mV for a vigorous, fully functioning cell. **The ionization sessions thus help to restore a more adequate body bioelectricity, resulting in the improvement of cell regeneration, hydration of deeper tissues, alkalization of fluids, overall detoxification, and immune functions.**

Bioelectrical exchanges are fundamental and essential to all biological life. Since each living organism has a vital and subtle etheric biofield, it is important for anyone seeking well-being to know and consider these notions. **Science has clearly demonstrated that the human body must constantly feed on free electrons carried by negative ions suspended in the air. These essential nutrients, which are invisible and odorless, and penetrate exclusively through the skin and the lungs, are created and concentrated abundantly in the natural external environments where the air circulates freely.** However, the more the ambient air is denatured, treated, recirculated, polluted, heated, or air-conditioned, the fewer negative ions it contains in favor of the more harmful positive ions. These more artificial environments then become indigestible for the body and have the effect of greatly compromising the overall vitality and health state of an individual living or working in these closed environments. Unfortunately, these harmful and devitalizing places are omnipresent in our modern societies, especially during the winter season.

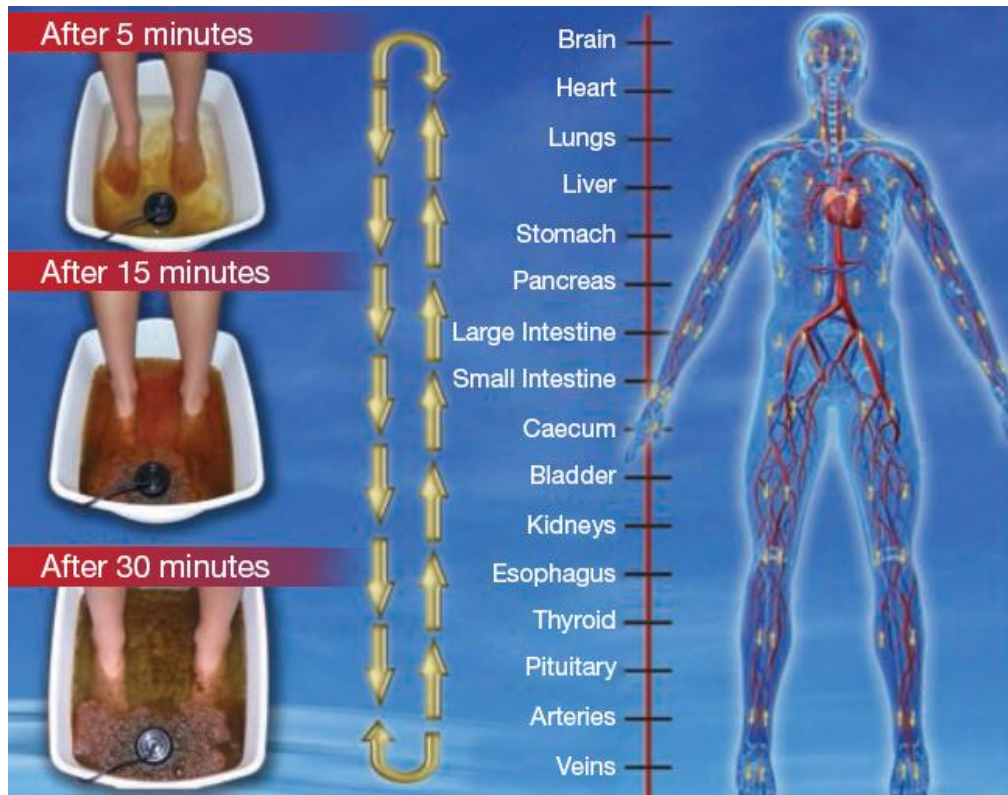


In such a case, it is very useful to make regular use of an ionizing bath to reproduce the benefits felt by walking barefoot in the morning dew, staying by the seaside, breathing the hyper-ionized air near a waterfall, or walking in the forest or the mountains. **This feeling of lightness, mental calm, and inner peace is favored by the assimilation of billions of ionized water molecules in the body.** For the majority of new users, this deep sense of well-being, accompanied by a pleasant, energetic freshness, can be reproduced from the first ionic sessions. However, do not delude yourself and expect instant miracles. It is necessary to plan with a certain regularity and perhaps even make some small changes in bad lifestyle habits to more easily achieve the desired objectives. Indeed, well-established ailments and illnesses sometimes compel us to do things differently, try new alternative approaches, and educate ourselves outside the beaten path of societal norms.



In the basin of warm and slightly saline water, the ionic cartridge carries out water electrolysis using an electric current established between the anode and the cathode. They are made of conductive metal to saturate the water with OH- ions and release microbubbles of gas in the form of hydrogen. **The negatively ionized molecules then discharge their free electrons to the skin immersed in water. Thus, free electrons gradually enter the body via the nervous system via reflex zones or acupuncture points.** As a result, a harmless and normal electrical resonance occurs in the water at start-up and also a few times during the session, especially when using the triangular ionizer. However, this sensation can vary greatly from one user to the next. In addition, it is possible to experience some emotional releases or spontaneous energy releases after an ionic session by the feet or by the hands.

Explanation of water colors:



The residues formed in the pool water during the ionic session are mainly created by the generator's metal plates, which interact by oxidation with the water's natural minerals and the added salt to increase its electrical conductivity. A little less than 20% of the total waste present in the water is of organic origin, knowing that the toxins are mainly eliminated by natural methods during the 3 days of rest between each session. **Indeed, the primary goal of this technology is to globally supplement the body with precious negative ions, not to purge it of its toxins only through a patch of skin and only for the duration of the session.** The famous residual colors and textures observed in the pool water differ from one user to another and depend on several operating criteria. It is therefore difficult to interpret them with certainty or to draw precise conclusions. Here is, however, an overview of this popular and controversial color chart supplied with most ionic baths on the market today.

COLORS OR PARTICLES	INTERPRETATIONS OF OBSERVATIONS (Experimental chart without medical basis)
Black	General body detoxifying, especially the liver (potentially contains all other colors)
Black particles	Removal of heavy metals (lead, mercury, aluminum, cadmium, and especially iron)
Dark brown	Toxic overload of emunctories and cellular debris (especially liver)
Green	Kidney, bladder, and urinary tract detoxifying (prostate/uterus)
Orange	Detoxifying of joints and muscles (deposits, sedimentation, and internal calcifications)
White particles	Evacuation of yeasts and microorganisms (acidifying waste and uric acid)
Floating foam	Lymphatic system detoxifying (immune and digestive system in particular)

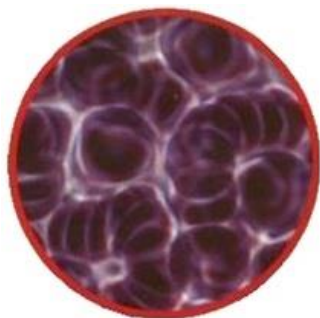
For several decades, the electrolytic bath has constantly gained popularity and quickly gained the trust of those who try it, even the most skeptical. However, the lack of relevant scientific information made available by the designers of the devices and the greed of several careless traveling dealers have somewhat tarnished the reputation of this wonderful technology. In addition, mainly Chinese manufacturers offer devices of poor quality, sometimes even dangerous, and without guarantees. VITALAXION is putting all its heart, will, and expertise into action to correct this situation. These holistic alternative approaches have many merits and have shown us the full extent of their capabilities by contributing to the well-being of several thousand users. Even if we have collected many relevant testimonies for several years, it is still interesting to consult the experiments of a more scientific nature supervised by our team in the following section.

Relevant tests and analyses:

Commonly called “live blood analysis” or “nutritional microscopy”, this approach consists of taking a drop of blood from the fingertip before placing it, without dye or solvent, between a slide and a coverslip under a powerful microscope. This allows us to examine, using a monitor, the blood sample magnified more than 1,000 times to observe the size, shape, and concentration of red blood cells, white blood cells, platelets, parasites, etc. The visual characteristics of the constituents can thus be interpreted and compared to have a very significant global portrait of what is happening microscopically within the fluids.

Live blood analysis before and after 14 ionic sessions using high-resolution dark field microscopy reveals important changes in the visual characteristics of red blood cells. The “rouleaux” formations or clumping observed initially have been replaced by better-formed and more distant red blood cells. As a result, blood and lymphatic fluids are less viscous, allowing better microcirculation throughout the body. **In addition, since the peripheral surfaces of cell membranes are more exposed and accessible, the absorption and transfer of nutrients, as well as hydration and the absorption of cellular oxygen, are naturally optimized.**

QUALITATIVE LIVE BLOOD ANALYSIS



BEFORE

Non-ionized environment
Low electric potential
Poor hydration (H²O)
Poor oxygenation (O²)
Acidic environment (pH < 7.0)



Red blood cells



AFTER

Ionized environment
High electric potential
Proper hydration (H²O)
Proper oxygenation (O²)
Alkaline environment (pH ≥ 7.0)

In addition, we have verified the effect of the ion bath on the so-called more subtle energies of the human being with a biofeedback device that measures and detects unconscious physiological parameters to visualize them using a computer. Indeed, Kirlian photography, a technique imported from the former USSR, consists in photographing certain ethereal fields present around all forms of life. The following comparative results show us the vitalizing effect caused by the ionic sessions following the execution of a complete 3-month protocol. Surprisingly, the physical body is a complex organic envelope inhabited and animated by the divine being that we are, and this is well documented by ancestral sciences and also by more modern quantum science, even if this knowledge is sometimes wrongly judged as mythical and eccentric.

The 3-in-1 VitalBody concept is unique and very special because it includes a combination of universal vibration and inducing tools. These promote better integration of the higher frequencies interconnected to the energy networks of the body. Indeed, this device emits telluric waves in the water of the basin to strengthen the link with the earthly consciousness, and it also contains some numerical sequences of Grabovoï and sacred geometric symbols carefully selected to harmonize the circulation of vital and subtle energies when using it. In a way, VITALAXION has put consciousness into science by creating a personal development tool capable of cleaning up the body while promoting vibrational elevation and opening of consciousness of its user.

Contraindications:

- ✓ Children under the age of 6;
- ✓ Pregnant or breastfeeding women;
- ✓ Pacemaker or defibrillator;
- ✓ Chemotherapy or radiation in progress;
- ✓ Dialysis/Severe renal impairment;
- ✓ Medicated chronic epilepsy;
- ✓ Organ transplants with anti-rejection therapy;
- ✓ Frail health or multiple medications.



Important notes:

- ✓ Hydrate well before, during, and after each session (2 liters of healthy water/day);
- ✓ Avoid heavy and high-calorie foods throughout the protocol;
- ✓ Suspend the session in case of intense and persistent discomfort;
- ✓ Avoid immersing open and bloody wounds in bath water;
- ✓ Avoid late sessions if it gives you a strong boost of vitality;
- ✓ Clean the main unit with a damp cloth without any chemicals;
- ✓ Never submerge the main device and handle it delicately;
- ✓ **Acid mode is recommended** during the first two months of use of the device;
- ✓ **In certain situations**, such as usage for young children from 6 to 12 years old, the elderly, cases of frail health, or multiple medications, avoid discomfort by starting gradually with a few 15-minute sessions at low intensity with the cylindrical ionizer before increasing the duration, power, and repetition of sessions;
- ✓ **A harmless electrical resonance occurs in the water at start-up** and also a few times during the session, which is normal with the powerful triangular ionizer, but this sensation varies greatly from one user to the other;
- ✓ Use the round ionizing cartridge to reduce this undesirable effect;
- ✓ **Never use the Zapper when your feet are in the water** with the ionizer and the bracelet on you. Always remove accessories from the ion bath before using the Zapper;
- ✓ **The heating belt is optional** and can be used independently or simultaneously with the other functions of the 3-in-1 VitalBody set;
- ✓ **The ion bath and the Zapper do not work simultaneously.**

HOW TO USE THE FOOTBATH?

A. WATER BASIN SET UP




- ✓ Place the blue-grey retractable basin in a biodegradable hygienic bag following the detailed procedure included with the basin;
- ✓ Fill the basin with warm but tolerable water to fully immerse the chosen ionizer. The heat dilates the skin pores to ease the penetration of negative ions and the evacuation of toxins;
- ✓ Have a dry towel or a roll of paper towel, a sprayer filled with water, and a sea salt dispenser nearby before the start of the session.

B. ACCESSORIES SET UP



- ✓ Use either the left side or the right side of the main unit to perform the session;
- ✓ The left side is enabled by default for single-enabled devices;
- ✓ Plug it in and completely immerse the basic cylindrical ionizer or the triangular one positioned between the feet or the hands in the pool water;
- ✓ Immerse a section of the elastic band of the conductivity wristband in the water basin before positioning it on the wrist (foot bath) or ankle (hand bath);
- ✓ Connect the wet conductivity wristband to the ionizer by firmly pushing its self-adjusting tip into its connector.

C. SALIVARY PH ASSESSMENT



- ✓ The assessment of salivary PH is only an approximation and sometimes misleading, but adequate to assess the trend of body PH as a whole;
- ✓ To obtain a more relevant reading, use the PH of the second-morning urine;
- ✓ Rely preferably on chronic symptoms often indicative of toxic acidosis blocked in deep tissues (pain, inflammation, fatigue, etc.);
- ✓ Take a small tab from the box illustrated above;
- ✓ Rinse the mouth with water and renew the saliva before measuring the salivary PH;
- ✓ Dip the two squares located at the end of the indicator paper in saliva or urine;
- ✓ Wait 15 seconds for the reaction to be completed on both buffers;
- ✓ Compare the color of the indicators with the chart displayed on the box:
 - PH between 7.0 and 7.5 = Neutral (ideal zone),
 - PH less than 7.0 = Acid,
 - PH is greater than 7.5 = Alkaline or basic.

D. IONIZING BATH OPERATION



- ✓ Read the previous contraindications and notes beforehand in order to respect them;
- ✓ Connect the device using the electrical conversion unit before pressing and holding the white "ON/OFF" button to switch it on;
- ✓ Press the red-yellow "ZAP/PH" key to select the desired program "ACID", "NEUTRAL" or "BASIC" according to the previously measured body pH;
- ✓ The pre-selected "ACID" mode is ideal for the first two months of the protocol;
- ✓ Each device program acts differently on the acid-base balance:
 - **ACID MODE:** 80% (-) and 20% (+). Alkalinizes the body and especially eliminates free radicals. A frequently used mode for PH below 7.0,
 - **NEUTRAL MODE:** 50% (+) and 50% (-). Removes heavy metals and free radicals. A mode used for a PH between 7.0 and 7.5,
 - **BASIC MODE:** 20% (-) and 80% (+). Mainly aids heavy metal chelation. A mode used for a PH greater than 7.5.

- ✓ **Press the yellow "POWER" button** to select the desired intensity "LOW", "MEDIUM" or "HIGH":
 - Low = Electric current of 1.5 amps,
 - Medium = Electric current of 2.0 amps,
 - High = Electric current of 2.5 amps.
- ✓ The preselected "LOW" power is ideal for the first few sessions of a beginner to lessen the potential initial effects of detoxifying;
- ✓ **Press the yellow clock button "TIMER"** to adjust the time of the ionic session between 10 and 60 minutes;
- ✓ The pre-programmed duration of 30 minutes is adequate in most cases;
- ✓ **Add, stir and dissolve well about 5 turns of the pink salt mill**, i.e. about ¼ teaspoon in the water to increase its electrical conduction;
- ✓ **BE CAREFUL not to add too much**, as this could damage the device;
- ✓ **Press the green GO "ION" button** to start or stop the ionic session;
- ✓ Add a little more salt to the water if the red "**ADD SALT**" light comes on;
- ✓ Too much salt has been added to the water if the time display shows "**HI**" in green;
- ✓ Check the antistatic bracelet if the red "**CHECK THE WRISTBAND**" light comes on;
- ✓ If everything is in order, a green "**SESSION IN PROGRESS**" light comes on;
- ✓ A flashing green dot also appears at the bottom of the time display;
- ✓ It is important to be calm, relaxed, and inactive during the ionic session;
- ✓ **In the event of a problem, follow the troubleshooting procedure below.**

E. IONIZING BATH TROUBLESHOOTING

If the red "CHECK THE WRISTBAND" light comes on:

- ✓ Put your feet or a hand in the water before starting;
- ✓ Immerse part of the black elastic band of the wristband in the water basin before attaching it to the wrist for a foot bath or to the ankle for a hand bath;
- ✓ Install the conductivity wristband before the start of the session;
- ✓ Replace the wristband with a new one if the alarm persists (possible defect).

If the red "ADD SALT" light comes on:

- ✓ Put your feet or a hand in the water before starting;
- ✓ Distribute and dissolve the salt well in the pool water by stirring lightly;
- ✓ Check that the ionizer is completely covered with water;
- ✓ Replace the ionizer with a new one if the alarm persists (possible defect).

If the time display shows "HI" in green:

- ✓ It is likely that too much salt has been added to the water (1/4 teaspoon is enough);
- ✓ Add water to the basin to reduce the concentration of dissolved salt;
- ✓ Increase the power of the session to increase the tolerance of the device;
- ✓ Change basin water containing excess salt;
- ✓ Replace the ionizer if the alarm persists (possible defect).

If time passes, but no reaction occurs in the basin water:


- ✓ Press the green GO "ION" key and not the red key dedicated to the Zapper;
- ✓ The "SESSION IN PROGRESS" light must be green because white is for the Zapper.

If the main unit appears to be without any power supply:

- ✓ Tighten the electrical conversion block connections;
- ✓ Check that the **green operating light** in the upper right corner is on;
- ✓ Check the condition of the rear fuse by unscrewing its cap and making sure that the internal metal filament is not broken and that the glass tube is not blackened;
- ✓ A spare fuse can be found in the internal pocket of the carrying case;
- ✓ Screw the fuse compartment cap back on the device.

If a problem persists, please contact us at 1-866-981-0357.

F. END OF SESSION



- ✓ **Remove the belt and the antistatic bracelet**, leaving them connected to the device;
- ✓ Rinse, wash, and wipe your feet or hands to remove residue;
- ✓ **Disconnect the ionizer and bring it with the basin water** when emptying;
- ✓ Empty the water basin in the toilets and throw the biodegradable bag in the trash;
- ✓ Clean the basin with a magic sponge or a soft product if necessary;
- ✓ Avoid using scouring products or toxic chemicals;
- ✓ **Turn off the device and unplug the power supply** from the wall outlet to avoid it being unnecessarily powered for several days;
- ✓ **Drink a large glass of water with 20 drops of ConcenTrace mineral supplement** and add a little lemon or orange juice to hide the taste if necessary.

G. IONIZERS MAINTENANCE

3 % PEROXYDE
Sold in drugstores




CITRIC ACID POWDER
Cleaner and rust remover
Commonly sold online

- ✓ Brush off and rinse the large residue from the ionizing cartridge under tap water;
- ✓ Dissolve 4 tablespoons of citric acid (60ml = 60g) in 1L of hot water;

- ✓ Immerse the pre-washed ionizing cartridge in the solution for 30 to 60 minutes in a resealable glass (Masson jar style) or plastic (yogurt jar style) container;
- ✓ Dissolve deposits and rust in this solution after 5 ionic sessions;
- ✓ Avoid soaking for too long or too often to prevent premature chemical wear of metal parts and internal welds;
- ✓ Keep the solution for 3 or 4 more soaks before renewing it;
- ✓ Close the jar with its lid;
- ✓ Brush and rinse the ionizing cartridge thoroughly with water to remove residue and remaining product;
- ✓ Dry excess water from the cartridge with a cloth;
- ✓ Sterilize the ionizer, if necessary, with 3% peroxide sold in drugstores, especially during repetitive commercial use with many different users;
- ✓ Soak the ionizer in the peroxide for a few minutes before letting it dry.

H. IONIZING BATH USAGE PROTOCOL



- ✓ **Repeat the sessions twice a week with an interval of 3 days between each session for 3 months;**
- ✓ Do sessions mainly with the feet but also with the hands from time to time to also stimulate the upper body;
- ✓ **Perform 15-minute sessions only** during the 1st month for a frail health condition or a particular situation risking initial detoxifying discomfort;
- ✓ **The electric effect in the basin water** is very beneficial for the submerged acupuncture points, thus acting on the circulation of vital energy in the meridians;
- ✓ Raise the water basin between the legs during a hand bath so that the position is comfortable for the back, thus minimizing tension in the shoulders and neck;
- ✓ **Follow the protocol well to avoid a toxic overload** recirculating in the lymphatic system, acting as a collector of cellular waste;
- ✓ **In case of persistent discomfort or recovery crisis lasting more than 3 days**, stop the sessions for a certain time to rest the metabolism;
- ✓ **Drink plenty of pure water, eat healthily, and exercise more** to promote tissue detoxifying and body fluids;
- ✓ **Resume the protocol where it was interrupted** as soon as the temporary complications and the symptoms of metabolic cleansing have disappeared;

- ✓ The antiparasitic Zapper is only added to the protocol from the 2nd month;
- ✓ A 30-minute ionic session is identified by **ION-30** in the following grid;
- ✓ Here is the summary of the first three months of use of the ionic bath, excluding the Zapper:

MONDAY	TUESDAY	WEDNESDAY	THURSDAY	FRIDAY	SATURDAY	SUNDAY
Repeat for 3 MONTHS	1 ION-30	2	3	4 ION-30	5	6
7 ION-30	8	9	10 ION-30	11	12	13 ION-30
14	15	16 ION-30	17	18	19 ION-30	20
21	22 ION-30	23	24	25 ION-30	26	27
28 ION-30	29	30	31 ION-30			


- ✓ After the execution of this initial protocol of 3 months, continue with the regularity of a few ionization sessions per month or ideally each week;
- ✓ **More intense preventive maintenance** is possible by continuously and relentlessly doing 2 sessions of 30 to 60 minutes per week, i.e. every 3 days;
- ✓ Drink plenty of water and eat little and very healthily while avoiding sugars, carbohydrates, and dairy products to minimize inflammation, metabolic acidity, and the proliferation of harmful parasitic microorganisms in the body;
- ✓ It is possible to combine the sessions with purifying natural products or pure and good quality essential supplements;
- ✓ In case of the persistence of certain symptoms or for a particular follow-up, contact us at info@VitalAxion.com or 1-866-981-0357 to be guided towards other alternative solutions or advised on complementary natural methods.

ABOUT THE ANTIPARASITIC ZAPPER

2ND FUNCTION OF THE 3-IN-1 VITALBODY OR STAND-ALONE VITALZAPPER

Can be used on its own or with the IR heating belt

Does not work simultaneously with the ionizing bath



General effects of Zapper frequencies:

Is your body attacked by pathogenic microorganisms?
Do you experience cravings for carbohydrates and sugars?
Do you have persistent inflammatory pain?
Are your immune defenses exhausted?
Here's what the Zapper can do for you:

▼
STIMULATES the immune system
WEAKENS parasitic microorganisms
FRAGILIZES pathogens, fungi, and yeasts
PROMOTES the elimination of microbes
REDUCES infections and their effects
HELPS regulate blood sugar levels
REDUCES sugar cravings
ACTS on inflammatory pain
REDUCES mucus production

▼
Nothing through the mouth, everything through the skin
No pills or chemicals
No creams, ointments, or injections



Benefits observed when using the Zapper:

Relief from

Stress | Depression | Brain fog
Sinusitis | Congestion | Fasciitis
Acne | Eczema | Psoriasis | Rosacea

Reduced

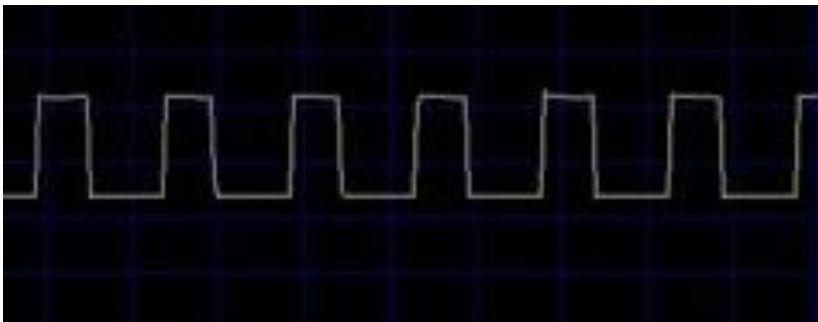
Inflammatory pain | Joint stiffness
Exhaustion | Muscle weakness | Anxiety
Infection | Common cold | Flu

Improved

Immune response | Mood | Digestion

It is important to note that the benefits of this alternative technology are varied, unpredictable, progressive, and cumulative. It is, therefore, necessary to be attentive to the subtle transformations that take place in oneself during and after each session. **The benefits listed above have not been proven or demonstrated by conventional medical science. Instead, they have been observed and compiled using numerous and relevant testimonials received from our users.**

Principle of operation:



The Zapper is a signal-emitting radio technology with the ability to reduce the population of harmful parasitic organisms present within the body. This works through a 555 timer IC, which is a very precise, popular, and useful timing device for generating specific pulses or oscillations needed to create a chain of stabilized waves. More specifically, this device emits weak, harmless, and almost imperceptible square waves with a positive offset through the skin of its user, which have a devastating and destabilizing effect on most pathogens.

These particular pulse frequencies were developed and extensively studied by Dr. Hulda Clark (30,000 Hz), Royal Researcher Raymond Rife (2,500 Hz), and Don Croft (15 Hz). These stable and continuous oscillations of low voltage (9 volts) and low intensity (8 milliamperes) are able to travel freely in most parts of the body, but more so through lymphatic fluids and blood. These frequencies freeze pathogenic parasites, weaken their outer shield, and weaken their defenses before delivering them to the immune system for active selection, disintegration, and elimination. In just a few minutes, the passage of these signals in the body from the copper rods applied to the skin improves and stimulates immune activities.

The waves emitted by the Zapper are completely harmless to body cells and do not kill unwanted microorganisms directly, let alone the most beneficial ones. The waves only impose a temporarily paralyzing electroshock on them. Thus, during the session, the numerous hostile intruders lose their ability to flee, thwart and inhibit the immune functions, which are then better able to select and destroy them effectively. As a result, this approach in no way affects the good bacteria of the microbiota and encourages, in the long term, the development of healthier and more functional intestinal flora.

The Zapper has no known side effects. However, it can cause some temporary detoxifying symptoms due to an overload of organic waste, caused by the parasites death. These potential reactions basically boil down to dizziness, mild nausea, headache, mild diarrhea, flatulence, itching, stiffness, skin irritation, general fatigue, or drowsiness. In case of persistent discomfort or recovery crisis lasting more than 3 days, stop the sessions for a while to rest the metabolism while drinking plenty of water, eating little and very healthy, and avoiding sugars, carbohydrates, and dairy products.

One of the two copper rods emits the signal, thus creating an electric tingling sensation, while the other only receives it and therefore has no active role during the session. These can be reversed or placed regardless of the direction of the current. The chosen frequency always takes the shortest path between the two copper electrodes, hence the importance of having the possibility of moving them away from each other. Unfortunately, this is impossible with several other models of devices on the market that offer simple round copper pads nested in a case that must be glued to the body.




Copper requires only minimal maintenance, and it is normal for it to oxidize with skin acidity and become slightly brown or greenish with time and use. Therefore, the phenomenon should not worry you, because light polishing is enough to restore its coppery finish. Generally, the more the user's skin releases toxic and acidifying substances, the more it has a corrosive effect on the copper surface. However, people who see their metal jewelry quickly oxidize and degrade should be careful, especially if rapid watch battery drain occurs from prolonged contact with their skin. This is not trivial and should serve as a warning signal that a generalized acidosis problem is present.

Therefore, if an overload of pathogenic bacteria, fungi, mycoses, protozoa, viruses, and yeasts develops and thrives in the body, it is because the body has previously accumulated excess acidity and various toxins, weakening its elimination, regeneration, and defense mechanisms. Unfortunately,

some more vicious, aggressive, and destructive microbes go so far as to release suppressing agents and numbing substances that can dampen or alter valuable immune mechanisms. Such an imbalance of the whole biological system degrades its natural functions and considerably harms its overall health state. So, it is necessary to offer it a helping hand and also to understand the indirect causes related to this disastrous condition.

How do you recognize such a state of parasitic invasion?

- ✓ **Irresistible carbohydrate and sugar cravings:**
Parasites feed mainly on blood glucose, which causes drops in blood sugar and, therefore, a need to frequently eat the carbohydrates contained in pasta, bread, potatoes, rice, etc.
- ✓ **Chronic pain and inflammation:**
Such food addiction is directly related to an excess of pathogens and inevitably leads to an intense and generalized inflammatory reaction often accompanied by multiple pains and swellings.
- ✓ **Excess mucus and secretions:**
Consequently, the metabolism must eliminate a lot of residues, cellular debris, and toxins using thick secretions through the throat, sinuses, stools, etc.
- ✓ **Acidified wounds and itchy skin:**
At a certain point, the skin can be forced to evacuate lymphatic overloads that the internal emunctories can no longer handle, thus causing pimples, itching, eczema, psoriasis, etc.
- ✓ **Insomnia, fatigue, and mood disorders:**
The hormonal balance compromised by a dysfunctional nervous and endocrine system loses its ability to properly regulate the sleep-wake cycle, general mood, and the level of vitality necessary for daily activities.
- ✓ **State of stress, nervousness, and anxiety:**
An unhealthy, unbalanced biological system invaded by parasitic aggressors jeopardizes essential cellular functions, which can cause a state of internal stress and metabolic crisis in the face of constant danger that is difficult to consciously justify.
- ✓ **Compromised immune defenses:**
In such a state of exhaustion, the organism is more vulnerable to infectious agents which spread and reproduce further. This has the effect of increasing addictions to sugary foods and stimulants, creating a vicious cycle that is difficult to break.



Many users of the antiparasitic Zapper see their addictions to sugar and carbs virtually disappear after a month of daily use, which is great news in itself. As a result, when this addiction is defused, the entire cascade of degradation that normally ensues is avoided, bringing many collateral benefits. So, before consuming herbs, supplements, or various and varied relief drugs, one must first consider the possibility that the organism is sick from internal metabolic overload. It is, therefore, interesting to use this immune activator to control the underlying pathogens' development, which is responsible for several ailments and diseases. The Zapper is used daily, for a period of 10 to 30 days without interruption, just like antibiotics. All you have to do is randomly vary the three frequencies offered (15 Hz, 2,500 Hz, and 30,000 Hz) and the areas of application to avoid the habituation of various parasitic populations and achieve optimal efficiency on their innumerable varieties. In addition, this device can also be used on animals, but the main challenge is to find direct skin contact and maintain it for the duration of the session.

Benefits of copper:



Copper kills viruses and bacteria on contact. Its use in medicine spread in the early 20th century through various injections, topical creams, and drugs to treat chronic lymphadenitis, eczema, impetigo, scrofulosis, tuberculosis infections, lupus, syphilis, anemia, and chorea. A recent Department of Defense study conducted in three American hospitals revealed that the principles of action of copper molecules are able to effectively destroy a wide spectrum of pathogens without any side effects. One then wonders why medical science stopped its use as soon as pharmaceutical antibiotics arrived in 1932.

In fact, copper and its alloys, such as brass and bronze, are registered with the U.S. Environmental Protection Agency (EPA) as elements capable of killing more than 99.9% of infection-causing microorganisms and also blocking the growth of bacteria, fungi, algae, and yeasts. This is why water distribution networks are built with copper pipes, and it is desirable that this does not change in favor of plastic pipes. Moreover, medical science has demonstrated the antimicrobial effect of copper surfaces in hospitals, as can be seen in the following photo.



Today, hundreds of studies confirm the antimicrobial mechanisms of copper. These mechanisms are also observed with the use of silver, zinc, and gold. This is why we strongly recommend using the Zapper's copper rods with direct skin contact to allow the copper ions to penetrate the body, although the skin's metallic smell after a session is generally not appreciated. Thus, the copper ions accompanied by the antiparasitic frequencies emitted by the device perform synergistic work that stimulates the immune defenses, both chemically and bioelectrically.

Contraindications:

- ✓ Pregnant or breastfeeding women;
- ✓ Pacemaker or defibrillator;
- ✓ Chemotherapy or radiation in progress;
- ✓ Dialysis/Severe renal impairment;
- ✓ Medicated chronic epilepsy;
- ✓ **Heart problems;**
- ✓ **Metal prostheses.**

Important notes:

- ✓ Hydrate well before, during, and after each session (2 liters of healthy water/day);
- ✓ Avoid heavy and high-calorie foods throughout the protocol;
- ✓ Suspend the session in case of intense and persistent discomfort;
- ✓ Avoid touching the copper rods with open and bloody wounds;
- ✓ Avoid late sessions if it gives you a strong boost of vitality;
- ✓ Clean the main unit with a damp cloth without any chemicals;
- ✓ Never submerge the main unit in water and handle it gently;
- ✓ **For certain situations**, such as young children under 6 years old, the elderly, cases of frail health, or multiple medications, avoid discomfort by starting more gently with a few sessions of only 5 minutes;

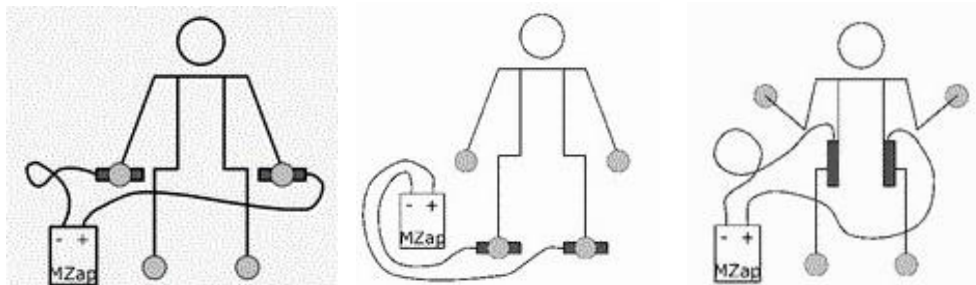
- ✓ Vary the frequency from session to session to avoid habituation and obtain a broader spectrum of effects on the countless different parasites;
- ✓ **Never use the Zapper while your feet are in the water** with the ionizer and the bracelet on you. Always remove accessories from the ion bath before using the Zapper;
- ✓ **The heating belt is optional** and can be used independently or simultaneously with the other functions of the 3-in-1 VitalBody;
- ✓ **The ionic bath and the Zapper do not work simultaneously;**
- ✓ The Zapper can be very useful for pets.

HOW TO USE ZAPPER?

A. COPPER RODS SET UP



- ✓ **Strongly pull the 2 ends of the main wire, slowly tearing its sheath** as much as necessary to distance the red connector from the black connector;
- ✓ Separate the wires in the opposite direction and hold them firmly under the 2 connectors;
- ✓ Connect the 2 twin ends of the wire to the ends of each tube without taking into account the red or black color of these;
- ✓ Connect the single end of the wire of the copper rods in front of the main unit;
- ✓ **Wet the skin and the copper rods** to obtain better electrical conduction;
- ✓ Install the rods knowing that the frequencies pass from one rod to the other by the shortest path, so one rod emits the signal and the other receives it;
- ✓ Position the rods opposite each other in the hands, under the feet, on the hips, under the armpits, etc.



B. 3-IN-1 VITALBODY ZAPPER OPERATING



- ✓ Read the previous contraindications and notes beforehand in order to respect them;
- ✓ Connect the device using the electrical conversion unit before pressing and holding the white "ON/OFF" button to switch it on;
- ✓ **Press the red-yellow "ZAP/PH" key** to select the desired frequency "30 kHz", "2.5 kHz", or "15 Hz";
- ✓ The pre-selected "30 kHz" choice is suitable for everyone initially and does not offer any electrical sensation, which makes it very comfortable for the user:
 - 30 kHz = 30,000 Hz = Dr. Hulda's High Frequency (no feeling),
 - 2.5 kHz = 2,500 Hz = RIFE intermediate frequency (few sensations),
 - 15 Hz = Low Croft frequency (perceptible sensations).
- ✓ **Press the yellow clock button "TIMER"** to adjust the time of the ionic session between 5 and 60 minutes;
- ✓ The pre-programmed duration of 30 minutes generally needs to be adjusted to 10 minutes;
- ✓ **Press the red GO "ZAPPER" button** to start or stop the session;
- ✓ If everything is in order, a white "SESSION IN PROGRESS" light comes on;
- ✓ A flashing green dot also appears at the bottom of the time display;
- ✓ **In the event of a problem, follow the troubleshooting procedure below.**

C. 3-IN-1 VITALBODY ZAPPER TROUBLESHOOTING

If the device is on, but nothing happens during the session:

- ✓ Ensure that the skin in contact with the copper remains wet;
- ✓ It is normal not to feel the passage of electric current when using the 30 kHz (high) frequency and even that of 2.5 kHz (intermediate);
- ✓ Some users do not feel any of the three frequencies, such as electricians and people on antidepressants, which prevent a nervous response;
- ✓ Select the frequency of 15 Hz (low) to better feel the current's passage;
- ✓ Turn off the main unit completely and touch the copper rods together when plugged in. The white "SESSION IN PROGRESS" light will light up slightly to confirm that the circuit is functional.

The session stops, and the device displays an alarm related to the ionizing bath:

- ✓ Press the red **GO** "ZAPPER" key and not the green dedicated to the ionizing bath;
- ✓ The "SESSION IN PROGRESS" light must be white because green is for the ionic bath.

If the main unit appears to have no power:

- ✓ Tighten the electrical conversion block connections;
- ✓ Check that the **green operating light** in the upper right corner is on;
- ✓ Check the condition of the rear fuse by unscrewing its cap and making sure that the internal metal filament is not broken and that the glass tube is not blackened;
- ✓ A spare fuse can be found in the internal pocket of the carrying case;
- ✓ Screw the fuse compartment cap back on the device.

If a problem persists, please contact us at 1-866-981-0357.

D. STAND-ALONE VITALZAPPER OPERATING



- ✓ Read the contraindications and important notes beforehand in order to respect them;
- ✓ Connect and switch on the device using the small electrical conversion block before activating the "ON/OFF" switch;
- ✓ **The internal 9 V battery takes over** if the device is disconnected from the mains;
- ✓ Select by connection the desired frequency on the main device:
 - 30 kHz = 30,000 Hz = Dr. Hulda's High Frequency (no feeling),
 - 2.5 kHz = 2,500 Hz = RIFE intermediate frequency (few sensations),
 - 15 Hz = Low Croft frequency (perceptible sensations).
- ✓ **Time the duration of the session to 10 minutes**, which is sufficient in most cases;
- ✓ If everything is in order, a faint constant or flickering white light appears on the top of the device aligned with the connection of the wires of the copper rods;
- ✓ **In the event of a problem, follow the troubleshooting procedure below.**

E. STAND-ALONE VITALZAPPER TROUBLESHOOTING

If the device is on, but nothing happens during the session:

- ✓ Ensure that the skin in contact with the copper remains wet;
- ✓ It is normal not to feel the passage of electric current when using the 30 kHz (high) frequency and even that of 2.5 kHz (intermediate);
- ✓ Some users do not feel any of the three frequencies, such as electricians and people on antidepressants, which prevent a nervous response;
- ✓ Select the frequency of 15 Hz (low) to better feel the current's passage.

If the main unit appears to have no power:

- ✓ Tighten the electrical conversion block connections;
- ✓ Check that the **green operating light** in the upper right corner is on;
- ✓ Change the 9 V battery in the compartment screwed under the device when it is used in autonomous mode, i.e. disconnected from the electrical network.

If a problem persists, please contact us at 1-866-981-0357.

F. END OF SESSION

- ✓ **Turn off the device and unplug the power supply** from the wall outlet to avoid it being unnecessarily powered for several days;
- ✓ Rinse, wash and dry the skin that has been in contact with copper;
- ✓ If possible, leave the connectors in place at the end of each rod;
- ✓ **Drink a large glass of water with 20 drops of ConcenTrace mineral supplement** and add a little lemon or orange juice to hide the taste if necessary.

G. COPPER RODS MAINTENANCE

- ✓ It is normal and not harmful for copper to oxidize with skin acidity and become slightly brown or greenish with time and use;
- ✓ Ideally, do nothing and let the copper oxidize, which affects only its aesthetic appearance, not its effectiveness;
- ✓ Clean the rods with a magic sponge or a mild metal cleaner if desired.

H. ZAPPER USAGE PROTOCOL

- ✓ **Perform a dozen sessions with the ionizing bath beforehand for the 1st month** before using the Zapper to cleanse the body while promoting better circulation of fluids and greater filter organs' efficiency;
- ✓ Skip the previous step if you do not have the 3-in-1 VitalBody device or contact us for more information about it;
- ✓ **Run 10 minutes of Zapper daily** in the 2nd month of the protocol;
- ✓ **Run 3 x 10 minutes of Zapper daily** in the 3rd month of the protocol;
- ✓ **The Zapper is used daily as an antibiotic;**

- ✓ Start with a few 5-minute sessions only for a case of frail health risking initial detoxifying discomfort;
- ✓ **Regularly vary frequency (15 Hz, 2.5 kHz, 30 kHz) and rods position** to avoid habituation and to obtain a broader spectrum of effectiveness on parasites;
- ✓ **Follow the protocol well to avoid a toxic overload** recirculating in the lymphatic system acting as a collector of cellular waste;
- ✓ **In the event of persistent discomfort or recovery crisis** lasting more than three days, stop the sessions for a certain time to rest the metabolism;
- ✓ **Drink plenty of pure water, eat healthily, and exercise more** to promote tissue and body fluids detoxifying;
- ✓ **Resume the protocol where it was interrupted** as soon as the temporary complications and the symptoms of metabolic cleansing have disappeared;
- ✓ A 30-minute ion session is identified by **ION-30**, 10 minutes of Zapper by **ZAP-10**, and 3 sessions of 10 minutes of Zapper by **3xZAP-10** in the following grids;
- ✓ Run the Zapper before or after the ionizing bath when they take place on the same day;
- ✓ **Here is the summary of the first three months of use of the ionizing bath, including the Zapper:**

MONDAY	TUESDAY	WEDNESDAY	THURSDAY	FRIDAY	SATURDAY	SUNDAY
1st MONTH	1 ION-30	2	3	4 ION-30	5	6
7 ION-30	8	9	10 ION-30	11	12	13 ION-30
14	15	16 ION-30	17	18	19 ION-30	20
21	22 ION-30	23	24	25 ION-30	26	27
28 ION-30	29	30	31 ION-30			

MONDAY	TUESDAY	WEDNESDAY	THURSDAY	FRIDAY	SATURDAY	SUNDAY
2nd MONTH	1 ZAP-10 ION-30	2 ZAP-10	3 ZAP-10	4 ZAP-10 ION-30	5 ZAP-10	6 ZAP-10
7 ZAP-10 ION-30	8 ZAP-10	9 ZAP-10	10 ZAP-10 ION-30	11 ZAP-10	12 ZAP-10	13 ZAP-10 ION-30
14 ZAP-10	15 ZAP-10	16 ZAP-10 ION-30	17 ZAP-10	18 ZAP-10	19 ZAP-10 ION-30	20 ZAP-10
21 ZAP-10	22 ZAP-10 ION-30	23 ZAP-10	24 ZAP-10	25 ZAP-10 ION-30	26 ZAP-10	27 ZAP-10
28 ZAP-10 ION-30	29 ZAP-10	30 ZAP-10	31 ZAP-10 ION-30			

MONDAY	TUESDAY	WEDNESDAY	THURSDAY	FRIDAY	SATURDAY	SUNDAY
3 rd MONTH	1 3xZAP-10 ION-30	2 3xZAP-10	3 3xZAP-10	4 3xZAP-10 ION-30	5 3xZAP-10	6 3xZAP-10
7 3xZAP-10 ION-30	8 3xZAP-10	9 3xZAP-10	10 3xZAP-10 ION-30	11 3xZAP-10	12 3xZAP-10	13 3xZAP-10 ION-30
14 3xZAP-10	15 3xZAP-10	16 3xZAP-10 ION-30	17 3xZAP-10	18 3xZAP-10	19 3xZAP-10 ION-30	20 3xZAP-10
21 3xZAP-10	22 3xZAP-10 ION-30	23 3xZAP-10	24 3xZAP-10	25 3xZAP-10 ION-30	26 3xZAP-10	27 3xZAP-10
28 3xZAP-10 ION-30	29 3xZAP-10	30 3xZAP-10	31 3xZAP-10 ION-30			

- ✓ **After the execution of this initial 3-month protocol**, stop the Zapper sessions to let the immune system equilibrate without any intervention;
- ✓ **Resume 1 to 3 sessions of 10 minutes each day** for 1 to 2 weeks to stimulate the immune functions in the event of a resurgence of the following signs:
 - Presence of infection, flu, cold, etc.,
 - Irresistible carbohydrate cravings or daily sugar cravings,
 - Chronic inflammatory pain, excess mucus and secretions,
 - Acidified wounds, itchy skin, and abnormal nervousness.
- ✓ Drink plenty of water and eat little and very healthily while avoiding sugars, carbohydrates, and dairy products to minimize inflammation, metabolic acidity, and the proliferation of harmful parasitic microorganisms in the body;
- ✓ It is possible to combine the sessions with purifying natural products or pure and good quality essential supplements;
- ✓ In case of persistence of certain symptoms or for a particular follow-up, please contact us at info@VitalAxion.com or 1-866-981-0357 to be guided towards other alternative solutions or to be advised on complementary natural methods.

ABOUT THE HEATING BELT

3RD FUNCTION OF THE 3-IN-1 VITALBODY

Can be used on its own, with the ionizing bath, or with the Zapper



The 3-in-1 VitalBody set includes, by default, this practical and exceptional infrared belt that can be used at will and without any contraindications. It is a uniquely designed strip heater that meets our strict manufacturing requirements.

General effects of far infrared:

Is your body sore from inadequate fluid circulation?

Do you have persistent inflammatory joint pain?

Do you feel muscle tension, cramps, or stiffness?

Here's what infrared heat can do for you:



DILATES blood vessels

IMPROVES fluid circulation

HELPS lymph nodes detoxify

FACILITATES the oxygenation of targeted tissues

ACCELERATES cell regeneration

REDUCES muscle pain and fatigue

REDUCES tension and stiffness

INCREASES tissue flexibility



Nothing through the mouth, everything through the skin

No pills or chemicals

No creams, ointments, or injections




Technical advantages of the belt:

- ✓ Practical, safe, efficient, and easy to use;
- ✓ 3 adjustable heat intensities;
- ✓ Shielded internal wiring to reduce unwanted electromagnetic pollution;
- ✓ Network of heating wires inserted in a bamboo charcoal envelope;
- ✓ Soft leatherette covering approximately 50" long by 5" wide;
- ✓ Velcro elastic expander approximately 15" long by 3" wide;
- ✓ 12-month warranty with a replacement cost of CAD \$30;
- ✓ **2 belts are included** with the dual device.

Principle of operation:



Sunlight is made up of a wide range of electromagnetic waves, the most beneficial of which are those near the red light spectrum. Far infrared radiation is a special type of light invisible to humans, but it is felt in the form of gentle, radiant heat capable of penetrating deep under the skin, down to the hypodermis. These waves are also permanently emitted by the body itself, which makes it very receptive to them. It is therefore prone to recognize them and absorb them in return. **When heated, the high mountain bamboo charcoal contained in the belt emits beneficial waves, capable of deeply warming body tissues in the targeted skin area.** These relaxing waves have the main effect of increasing blood and lymphatic circulation under the skin by dilating the capillaries. This greatly promotes toxin evacuation, water penetration, nutrient absorption, tissue regeneration, muscle relaxation, the elimination of certain pathogens, and local inflammation reduction.



Important notes:

- ✓ No contraindication;
- ✓ Do not position the heating band around the head;
- ✓ Avoid overheating places where the skin is thin and fragile;
- ✓ Preferably install the belt over clothing, thus avoiding direct skin contact, especially during prolonged and high-power sessions;
- ✓ Stop the session if too intense and persistent heat is felt;
- ✓ Pay attention to the Velcro strip capable of gripping the sleeves of embroidered garments;
- ✓ **Never activate the belt when it is folded back on itself**, as this can melt and stick the walls of its outer cover;
- ✓ **Perform preferably combined sessions** with the ionizing bath or the Zapper;
- ✓ The belt is optional and can be used independently or simultaneously with the other functions of the 3-in-1 VitalBody set.

HOW TO USE THE BELT?

A. BELT SET UP



- ✓ Connect the belt to the back of the 3-in-1 VitalBody device;
- ✓ Wrap tight muscles or sore joints like the spine, back, knee, elbow, shoulder, neck, etc.;
- ✓ **Install the belt preferably on the kidneys**, in the lower back, or around the waist, when it is used simultaneously with the ionization or Zapper session;
- ✓ Position the metal eyelet of the wire coming out of the belt towards the outside, on top, and orient it towards the side of the main device to shorten the path of the wire;
- ✓ Use the black Velcro elastic band to enlarge the belt for bigger sizes.

B. OPERATING THE BELT

- ✓ Read the previous important notes beforehand in order to respect them;
- ✓ Connect the device using the electrical conversion unit before pressing and holding the white "ON/OFF" button to switch it on;
- ✓ The belt control is located on the upper part towards the rear of the device;
- ✓ **Press the yellow "POWER" dimmer button** to select the desired heat level "LOW", "MEDIUM" or "HIGH";
- ✓ The belt is "**INACTIVE**" by default since it is optional;

- ✓ When the belt is activated, an internal, invisible timer starts automatically for a duration of 60 minutes to prevent it from heating continuously;
- ✓ If everything is in order, a **green operating light** appears through the box in the upper corner of the device opposite the rear connector;
- ✓ **In the event of a problem, follow the troubleshooting procedure below.**

C. BELT TROUBLESHOOTING

If the belt does not heat or heats unevenly:

- ✓ Press the yellow "POWER" dimmer button to activate the belt;
- ✓ Normally, a **green operating light** appears through the case in the upper corner of the device opposite the rear connector;
- ✓ If it is off, the main device is probably faulty;
- ✓ If it is on, the belt is certainly faulty;
- ✓ Contact us in such a case at 1-866-981-0357.

If the belt heats up too intensely and becomes too hot:

- ✓ Press the yellow "POWER" dimmer button to deactivate the belt;
- ✓ Normally, the **green operating light** located in the upper corner of the device opposite the rear connector should go out;
- ✓ If it is still on, then the electronic control of the belt is open and damaged, and thus allows full current to flow permanently;
- ✓ Contact us in such a case at 1-866-981-0357.

If the main unit appears to have no power:

- ✓ Tighten the electrical conversion block connections;
- ✓ Check that the **green operating light** in the upper right corner is on;
- ✓ Check the condition of the rear fuse by unscrewing its cap and making sure that the internal metal filament is not broken and that the glass tube is not blackened;
- ✓ A spare fuse can be found in the cover pocket of the carrying case;
- ✓ Screw the fuse compartment cap back on the device.

If a problem persists, please contact us at 1-866-981-0357.

D. END OF SESSION

- ✓ **Remove the belt**, leaving it connected to the device;
- ✓ The belt stops automatically after 60 minutes thanks to the internal timer;
- ✓ **Turn off the device and unplug the power supply** from the wall outlet to avoid it being unnecessarily powered for several days;
- ✓ **Drink a large glass of water with 20 drops of ConcenTrace mineral supplement** added and add a little lemon or orange juice to hide the taste if necessary.

FREQUENTLY ASKED QUESTIONS



Can we do an ionizing bath session daily?

No, it is not recommended to ionize too frequently. It is necessary to let the body filter and eliminate toxins adequately with a break of two to three days between each session in order to find a new biological balance.

Why is sea salt added to the pool water?

To increase its electrical conductivity and thus facilitate the water hydrolysis process necessary to produce negative ions in the pool.

Why do we use hot water during a session?

Hot water dilates skin pores, which facilitates ion absorption as well as toxin evacuation from the body during the session.

After how many sessions can the benefits appear?

Various factors affect the speed and intensity of the beneficial effects experienced. For some, the benefits will be very quick, and for others, it will take much longer.

Why do I feel electricity and itching in the pool water?

During the water hydrolysis process, the passage of a weak electric current inside the ionizing cartridge can tingle the skin, especially at the level of some acupuncture points connected to energetically unbalanced meridians. In addition, users with highly acidified bodies are more likely to experience intense itchy skin or unpleasant but harmless electrical sensations during the session.

Is there a risk of dangerous electric shock during the ion bath?

No. The device has automatic protection that stops the session when the level of electricity exceeds the safety level. In addition, there is no danger of feet or hands touching the ion generator.

Why do some users have bulges in their feet after a session?

This is common and caused by an accumulation of lymphatic fluids that were previously present and retained in the tissues. It will dissipate within hours after the end of the session.

Are there aesthetic effects to this method of detoxifying?

Age spots and wrinkles are, among other things, caused by a long period of accumulation of toxins and acidity, and tissue dehydration. Periodic sessions combined with good hydration help the skin regain its radiance, elasticity, and natural texture. In addition, we often notice an improvement in apparent cellulite, a better shine in the eyes, and the regrowth of lost hair.

Why does the water change color even if there is no user?

The water's natural minerals, added salt and metal from the generator electrodes, oxidize and degrade to form visible impurities in the basin. These inorganic particles are easily rinsed off, while the organic waste evacuated by perspiration is generally greasier and stickier.

What is a negative ion?

There are two types of ions. Those with a positive residual electric charge (+) are called cations, and those with a negative residual electric charge (-) are called anions. The latter is the most-sought after for its alkalizing and antioxidant effect caused by its free electrons.

Where are negative ions found?

Everywhere in nature, but especially in the forest, in the mountains, by the sea, or near a waterfall, and that is, among other things, why we feel so good there.

Is it normal not to feel the frequencies of the Zapper?

Yes, these frequencies are aimed at parasites and are generally imperceptible to most users. The 15 Hz frequency is an exception, as its slower oscillating signal is easier to detect by the nervous system.

Are there serious or permanent side effects?

No, these gentle, non-invasive, and respectful technologies essentially act through the skin and produce no permanent harmful side effects on the body. This process is quite safe, relaxing, and effective.

Are there temporary or transient side effects?

See the next section to better answer this question.

SIDE EFFECTS

Temporary side effects, or “Recovery crises”, are sometimes felt during and after an effective process of biological purification, energetic harmonization, or vibrational stimulation. Some physiological, emotional, or even psychological symptoms can temporarily inconvenience, for a few days at most, the brave individuals who undertake such approaches. These potential discomforts confirm the effectiveness of the metabolic rebalancing process, which allows the elimination of accumulated toxins and the energy harmonization process decrystallizing blocked cellular memories.

In such a case, it is essential to remain calm and understand that it is not the disease striking, but rather that the body is rejecting harmful elements, which in itself is excellent news. Indeed, when the body has the available means and sufficient energy, it activates its eliminatory and immune systems to carry out thorough cleaning. During this process, it is possible to briefly relive old symptoms in reverse order, much like rewinding a movie. During this process, the intensity and duration of the potential side effects below always vary according to age, lifestyle habits, and the magnitude of the initial task.

SIDE EFFECTS

Urinate frequently with odor and color
Thirst, abnormal taste in the mouth
Headache, mild nausea
Profuse sweating, rashes
Mild dizziness, numbness
Loose stools, mild diarrhea, bloating
Fatigue, muscle aches
Cold symptoms, fever, cough
Emotional releases

SUGGESTIONS


Hydrate abundantly
Exercise lightly and get plenty of oxygen
Eat properly
Relax and avoid stress
Being compassionate towards oneself

In the majority of cases, it is essential to drink plenty of pure, fresh, and alkaline water, to oxygenate well by walking outside, and to eat little and very healthily while avoiding empty calories such as sugars, carbohydrates, and dairy products. Ideally, eat fresh, minimally processed, easily digestible foods such as fruits and vegetables to minimize inflammation and phlegm production. Stop non-essential activities, take time for yourself and stay calm and relaxed. It is wise and judicious to always self-heal with gentleness, love, and respect since after each episode of cleansing comes increased vitality and renewed well-being.

SCIENTIFIC REFERENCES

For the more curious, I strongly suggest reading the books below. We have extracted the full summary or a few relevant passages, sometimes freely translated. These informative documents have been written by knowledgeable specialists in their respective fields of expertise. These excellent sources of information, supported by rigorous tests and a multitude of scientific references, aim to make their readers aware of the inerrant dangers of acidifying, intoxicating, and parasitic metabolic surpluses. For individuals in search of well-being, these experts clearly expose the many virtues of negative ions or antiparasitic frequencies capable of initiating a process of vitalization and sanitation of the body that is generally too unbalanced, deficient, or overloaded.

THE CURE FOR ALL DISEASES: With several case reports



Dr. Hulda R. Clark, independent researcher, Canadian naturopath, author, and practitioner of alternative medicine.

“A special form of electricity can be used to kill invading pests and hostile microorganisms in minutes using Zapper technology. Clark claims that all cancers and many diseases are caused by pathogens, toxins, heavy metals, and organic pollutants. According to this woman, it is simply necessary to kill the parasites at all their stages of evolution and to cleanse the body in depth so that it is better.”

Decades ago, this pioneer invented and introduced the Parasite Zapper as a medical alternative with the help of her book “The Cure for All Diseases” published in 1995. Since then, this device has seen a huge rise in popularity thanks to the extensive research presented and compelling results obtained. These specific frequencies would be able to quickly and effectively rid the human body of a multitude of parasites, bacteria, mites, viruses, growths, fungi, and roundworms.”

IONISATION SANTÉ-VITALITÉ: Les bienfaits des ions négatifs (French book)



Dr. Hervé Robert, is a nutritionist, a specialist in medical communication, a professor at the Faculty of Medicine of Paris, and a fervent defender of prevention.

“Negative ion supplementation is not a superfluous luxury, but a necessity, a vital requirement, intended to ensure the permanence and respect of the fundamental mechanisms of life. Negative ionization and its beneficial effects on the human body remain scandalously unknown.”

Negative ions are mainly oxygen ions, and it is on their presence in sufficient quantity in our environment that our well-being depends. It is a sad thing to think that nature speaks and mankind does not listen.

P. Berthelon declares that electrical hygiene and electrical therapy are new sciences whose importance cannot be doubted. It has been clearly demonstrated that negative ions have a real beneficial effect on the human organism. A historian of science might also be surprised that it took so long to make this known, given the age of the discoveries and research work.

The German submarines, during the Second World War, were equipped with devices producing negative ions since the first effects of an ionic deficiency are the loss of vitality and chronic fatigue.

Negative ions have a positive effect on animals, plants, and insects. They destroy germs and fungi and stimulate cell reproduction. These observations make it difficult to invoke the placebo effect to explain the results obtained.

Negative ions act favorably on the level of serotonin, the endocrine glands, the Krebs cycle, tissue oxygenation, the vegetative nervous system, and cellular exchanges. Excellent energizing food for athletes, the elderly, the sick, and anyone looking for well-being."

THE HAPPINESS EFFECT: The positive benefits of negative ions

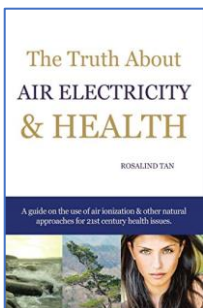


Dr. Earl Mindellis a Pharmacist, Physician, University Professor, author of over 20 best-selling books, and a world-renowned expert in nutrition, medications, vitamins, and natural remedies.

"There are simple and tiny elements in nature that we encounter on a daily basis and yet have extraordinary power. These elements are negative ions, and they can improve general well-being, provide an energy boost, allow better sleep, lower blood pressure, and relieve asthma, allergies, and other diseases.

Since Nikola Tesla's research in 1900 which made the healing properties of negative ions known, countless studies have come to support these discoveries and teach us more about these formidable electrically charged particles."

THE TRUTH ABOUT AIR ELECTRICITY AND HEALTH




Rosalind Tan is a teacher turned alternative health researcher, educator, and entrepreneur.

"This is a practical and informative book that reveals the truth about the healing power of nature's cool, electrified air and how it can be harnessed for the healing of body and mind. This book teaches us that we are the result of what we absorb into our bodies, including the air we breathe.

It's an illuminating discussion of how tiny electrical charges in the air can make or break a person's health. Evidence from scientific research and medical case studies around the world is presented in terms that anyone can understand, and tends to prove that the electricity of the air has a profound effect on all living things.

This book describes many common physical and mental health problems we face in the 21st century: stress, insomnia, asthma, allergies, depression, anxiety, infertility, learning difficulties in children, etc. It also shows the connection that these symptoms have with the electricity of the air deteriorated by pollution and other factors of the industrialized world."

LES OXIONS: Comment améliorer votre santé sans drogues ni médicaments grâce aux vitamines de l'air (French book)




Dr. Jacques Métadier, pharmacist and medical doctor, former professor of medical and biological physics at the Faculty of Medicine of Tours in 1984.

"Since the earliest times, we have known the influence that certain meteorological or climatic conditions exert on us and on other living beings. We recognize the discomfort caused by stormy weather, certain winds, a sudden drop in atmospheric pressure, seasonal changes, confined air, and air conditioning.

On the other hand, we also know the feeling of well-being felt in the forest, at medium altitudes, on the beach, after the rain, in the shower, etc. These influences, which until now have remained mysterious, are now scientifically well explained, and we now understand much better their important consequences on our health and well-being. It is about the electrical quality of the air we breathe and the supply of negative ions received by the body, which today, thanks to technology, can be done at home!"

THE ION EFFECT: Revolutionary discoveries reveal that electrically charged particles in the air may control your moods, health, and sense of well-being.



Fred Soyka was physically ill and moody until a doctor suggested there was something electrical in the air that might be responsible.

"Negative ions regulate levels of serotonin, a neurohormone that can cause insomnia, nightmares, mental, emotional, and psychological stress, anxiety, and depression. Relief of these conditions is thus observed by supplementation with negative ions.

Dr. Stark states that the surrounding and naturally ubiquitous ionization is comparable to the water in which a fish swims: without it, it cannot survive.

Negative ions, essential for the creation and maintenance of all forms of life, are an integral part of biological activity. Scientists have never found that an overdose of negative ions has done anything other than keep you more awake, more active, and more functional throughout the day.

In 1977, there were already about 5,000 documented scientific experiments supporting the conclusion that an overdose of positive ions is bad for the human organism, while supplementation of negative ions seems to be favorable to well-being.

Russian Olympic-level athletes amazed the world with their sporting achievements and had a special training weapon unknown to other countries. Today, we believe that weapon was negative ion supplementation.

Some researchers claim that negative ions, without any other treatment, are able to cure asthma and bronchitis attacks faster and more effectively than drugs and antibiotics.

In 1975, a German doctor had already treated more than 11,000 individuals with negative ion therapy. Some Brazilian hospitals use negative ion devices for the treatment of respiratory problems and to relieve allergies.

Nearly 60% of North Americans who live and work in urban areas suffer from positive ion poisoning. Specifically, drivers of road vehicles are more significantly affected by this deficiency in negative ions."

RIKA ZARAÏ: Mes secrets naturels pour guérir et réussir (French book)



Extracts p.112 to 118

Rika Zarai, best-selling author and renowned pioneer of natural health.

"Negative ions reduce nervousness, stress, and anxiety. They, therefore, allow a better, deeper, and more restorative sleep. They are essential to relieve fatigue, improve reflexes, and increase speed and endurance. In short, they also help to improve our physical performance. These thin the blood and oxygenate it, which facilitates its circulation and improves mental processes.


The energy of negative ions never ceases to amaze us. Yogis call it Prana or the bioelectric energy of the air. We are only beginning to measure the full extent of its benefits. The flu, sore throats, colds, asthma, bronchitis, and sinusitis improve, oxygenation is infinitely better, and the hypothalamus and adrenals are invigorated.

Like everything in the universe, we run on electricity. Changes in the intensity of this electricity, therefore, affect our behavior. Each of our billions of cells needs this electrical energy to function. The engineer Pierre Fluchaire believes that the insufficiency of negative ions or the excess of harmful positive ions in large cities is a cause of aggressiveness and violence.

Eminent researchers, such as Tchijewsky, Sokoloff, and the Frenchman Jacques Métadier, have formally established the danger represented by an excess of positive ions, as well as the benefits provided by negative ions which lead to a certain psychic and physical euphoria, allowing a good sleep and rejuvenate the body.

No organism can stay alive without the supply of negative ions. Without them, one can die of asphyxiation since oxygen does not enter the body, which then becomes engorged with acidic and toxic metabolic waste. The effectiveness of the immune system is compromised.”


ALKALIZE OR DIE: Superior health through acid-base balance



Dr. Theodore A. Baroody, Doctor of Chiropractic (D.C.), Doctor of Neuropathy (N.D.), Doctor of Philosophy in Nutrition (Ph.D.), Certified Nutrition Consultant (C.N.C.), and Certified Acupuncture (I.A.M.A.).

“The number of diseases does not matter; what matters is that they come from the same root, which is the acid loss in the tissues. As the world faces the greatest health crisis in history, Dr. Baroody's research provides evidence that disease is directly linked to body acidosis.”

CANCER IS A FUNGUS: A Revolution in Tumor Therapy



Dr. Tullio Simoncini, is a Roman physician, specializing in oncology treating cancers and tumors, diabetology, and metabolic disorders.

“When the body has a lot of toxins, the immune system is damaged or destroyed, but when the immune system is strong, cancer cells are destroyed, thus the formation and multiplication of tumors is prevented. Cancer cells hate an oxygenated environment and grow better in an acidic environment deficient in oxygen. Acidity then becomes the disease of the millennium.”

This book describes how a fungal infection always forms the basis of every neoplastic formation, which then tries to spread throughout the organism without stopping. The growth of fungal colonies, accompanied by the reaction of the tissue which tries to defend itself against the invasion, would be the cause of the tumors. It is a simple and uniquely extracellular phenomenon. According to him, there is only one cause of cancer: Candida.”

TESTIMONIALS

Consult the many testimonials published on our website. These satisfied users are very real and have voluntarily agreed to share their personal experiences, without any incentive or financial compensation from us. **Fill out the form provided for this purpose on our website if you have one of our devices and you wish to share your experience.**

WHERE TO HAVE A SESSION?

Consult the map and the search engine on our website to locate our users who voluntarily offer sessions by appointment according to their own pricing conditions. **Fill out the form provided for this purpose on our website if you have one of our devices and wish to advertise your services.**

PROMOTIONAL DISCOUNTS



In order to reward and encourage word-of-mouth advertising, VITALAXION offers bonuses to all its users who contribute to the sale of a 3-in-1 VitalBody set. These offered discounts cannot be combined and are exclusive to our customers who already own a 3-in-1 VitalBody or an old Flex-Ion-Zapper device manufactured by ECODETOX.

ONE-TIME SALE BONUS

- **\$100 in shopping credit** is offered after each sale of a 3-in-1 VitalBody set.

OR

MULTIPLE SALE BONUS excluding VitalKit

- **3-in-1 VitalBody single device** free after the cumulative sale of 4 identical VitalBody sets, and this without any time limit to achieve this goal;
- **3-in-1 VitalBody dual device** free after the cumulative sale of 5 identical VitalBody sets, without any time limit to achieve this goal.

Following the acquisition of a multiple-sale bonus, VITALAXION offers the possibility of becoming a reseller with all the exclusive advantages that this entails, including access to a reduced price list. **In addition, the group purchase of a minimum of 4 VitalBody sets allows immediate access to the wholesale price and the possibility of spontaneously becoming a reseller.**

HOW TO BECOME A REPRESENTATIVE?

VITALAXION needs help to promote its products in your respective regions. We want to hire passionate users who want to contribute to the well-being of others with our beneficial technologies. We are looking for competent people in the fields of sales, marketing, and local, regional, or international representation. Whether through our **affiliate link**, your **social networks**, **participatory events**, or **word-of-mouth** interactions, we welcome your participation.



WE PROVIDE

- ✓ Unique and customised affiliate URL link
- ✓ Profit margin of about 15% to 30%.
- ✓ Exclusive promotional code if desired
- ✓ Digital promotional tools
- ✓ Telephone or e-mail support
- ✓ Individual training as required
- ✓ Guarantees included with products sold
- ✓ Possibility of establishing a distribution contract

YOUR OBLIGATIONS

- ✓ Getting a 3-in-1 VitalBody device
- ✓ Acquire user experience
- ✓ To be committed to the well-being of others
- ✓ Providing a service worthy of our company
- ✓ Controlling information about our products
- ✓ Honoring intellectual property
- ✓ Respecting standardized sales prices



An affiliate link is a unique URL assigned to a specific affiliate. Affiliate links contain and store the affiliate's ID or username, which allows the affiliate to be credited for traffic sent to the advertiser's website. If a visitor clicks on the affiliate link and performs an action for which an advertiser pays a commission, the affiliate is paid. Affiliate marketing is an easy way for anyone to start generating income online.

In order to purchase the equipment at a reduced price for direct resale, it is necessary to:

- 1- Beforehand, obtain the multiple sale bonus following the sale of 4 devices per listing. See the previous section **PROMOTIONAL DISCOUNTS** on this subject.
- 2- Purchase an initial block of four devices at once.

SERVICE AND WARRANTIES



All our warranties apply exclusively to a manufacturing defect or a case of premature wear. They do not cover breakage caused by improper handling by the user and have not followed the normal use procedures included in the manual.

Satisfaction warranty (30 days):

- ✓ A partial refund of your purchase in the first 30 days;
- ✓ Equipment must be returned in perfect condition;
- ✓ The shipping costs are non-refundable;
- ✓ 80% of the remaining amount of the invoice (excluding transportation) will be credited.

Replacement warranty (3 months):

- ✓ Full replacement of your equipment or accessory if it does not comply or breaks down in the first 90 days following the date of the purchase;
- ✓ All transportation fees will be covered for the replacement;
- ✓ The main device and its accessories (ionizers, wristbands, belts, copper rods, and power supply) are covered by this warranty.

Repair warranty (2 years):

- ✓ Repair (parts and labor) of your main unit and its power supply;
- ✓ Accessories (ionizers, wristbands, belts, and copper rods) are not covered by this extended warranty;
- ✓ If we have to repair the defective device, this warranty does not cover transportation fees from your address to our workshop. However, return transportation after the repair will be covered;
- ✓ For international sales (excluding Canada), in case of breakage, we will provide technical expertise by phone or email to perform the repair in your area. We will provide the necessary parts and accessories for free.

Kits and accessories

(\$ CAD)

	<p>1. VitalBrain mono or stereo earphone Radiation-free air tube earpiece with built-in microphone for mobile phone</p>	<p>\$35 mono \$45 stereo</p>
	<p>2. Basic cylindrical ionizer (cartridge) Lasts about 30 to 40 sessions of 30 minutes each Gentle intensity and easy to clean</p>	<p>\$20 unit</p>
	<p>3. Triangular ionizer (cartridge) Lasts about 30 to 40 sessions of 30 minutes each High intensity and very easy to clean *Be careful if using this cartridge for hand baths, you may feel the electricity</p>	<p>\$30 unit</p>
	<p>4. Heating infrared belt</p>	<p>\$30 unit</p>
	<p>5. Conductivity wristband</p>	<p>\$10 unit</p>
	<p>6. Pair of copper handles (conductive rods) for the ZAPPER</p>	<p>\$50 unit</p>
	<p>7. Autonomous VitalZapper with copper conduction handles (suitcase included)</p>	<p>\$245 kit</p>
	<p>8. Product kit (single VitalKit) *See details next page</p>	<p>\$95 kit</p>
	<p>9. Product kit (double VitalKit) *See details next page</p>	<p>\$145 kit</p>

REVITALIZE YOUR BODY!

3-in-1 VitalBody INNOVATIVE DEVICE Ionic Footbath + Antiparasitic Zapper + Heating Belt

- Handcrafted with passion
- 30-day Satisfaction | 2-year Warranty
- Quick start guide, user manual
- Convenient, safe, easy to use
- Sleek, compact, portable design
- Quality, durability, reliability, efficiency

NEGATIVE ION RECHARGE

- Replenishes body bioelectricity
- Deeply cleanses and alkalizes
- Nourishes and soothes nervous system
- Optimizes cellular functions
- Rebalances metabolic processes
- Eases fluid microcirculation
- Restores vital energy low
- Improves immune defenses

▶ WHAT CUSTOMERS REPORT

Relief from

Stress | Depression | Brain fog
Allergies | Asthma | Bronchitis
Sinusitis | Congestion | Fasciitis
Insomnia | Headache | Migraine
Acne | Eczema | Psoriasis | Rosacea

Improved

Energy level | Sleep quality | Immune response
Memory | Concentration | Mood | Digestion

Reduced

Inflammatory pain | Joint stiffness
Exhaustion | Muscle weakness | Anxiety
Fibromyalgia | Arthritis | Gout
Edema | Heavy leg syndrome | Osteoporosis
Gastric reflux | Constipation | Diarrhea
Infection | Common cold | Flu



VitalAxion™
Pure Well-Being

www.VitalAxion.com
1866 981-0357 • info@VitalAxion.com
Canadian Innovation • Made in Canada